

ACT23 MOSAIC FLOOD

COLOR MIXING - TUNABLE WHITE

MANUFACTURED IN THE UNITED STATES - IBEW

PRODUCT LISTED
BY A NATIONALLY
RECOGNIZED
TESTING
LABORATORY



The Mosaic Flood features tunable color with a high CRI output. It also features tunable white from 1800K - 6500K. Rich blues, ambers, reds, violets and greens can be added in gradients or can completely saturate the output of the light. Interchangeable reflectors allow beam angles between 10° and 60°. This fixture is perfect for retail applications such as car dealerships and clothing stores but is equally well suited for illuminating artwork or using it in an archtainment setting.

FEATURES

- 2000 Lumen Output
- 5 DMX Channels
- Color Tuning: RGB+ Intensity+ CCT
- Tunable range: 1800K-6500K tunable white
- 84 - 95 CRI
- Dimmable from 100 - 0.1% at constant CCT
- <2 MacAdam ellipse over 50,000 hour life
- Casambi Available

POWER

- Power Consumption: 31W
- Max. Operating Temp: 104°F (40°C) ambient
- 90 - 305 VAC, 50/60 Hz
- Do not install on a circuit containing a dimmer.
- DMX Addressing is RDM-only.

OPTICS

- 10°, 20°, 40° or 60° field-changeable reflectors

WEIGHT

- 2 lbs.

CALIBRATED CCT SPECIFICATIONS

| CCT [K] | TYPICAL CRI |
|------------|-------------|
| 1800 (min) | 90 |
| 2700 | 93 |
| 3000 | 95 |
| 3500 | 95 |
| 4000 | 93 |
| 6500 (max) | 84 |

EMITTER 5-YEAR WARRANTY

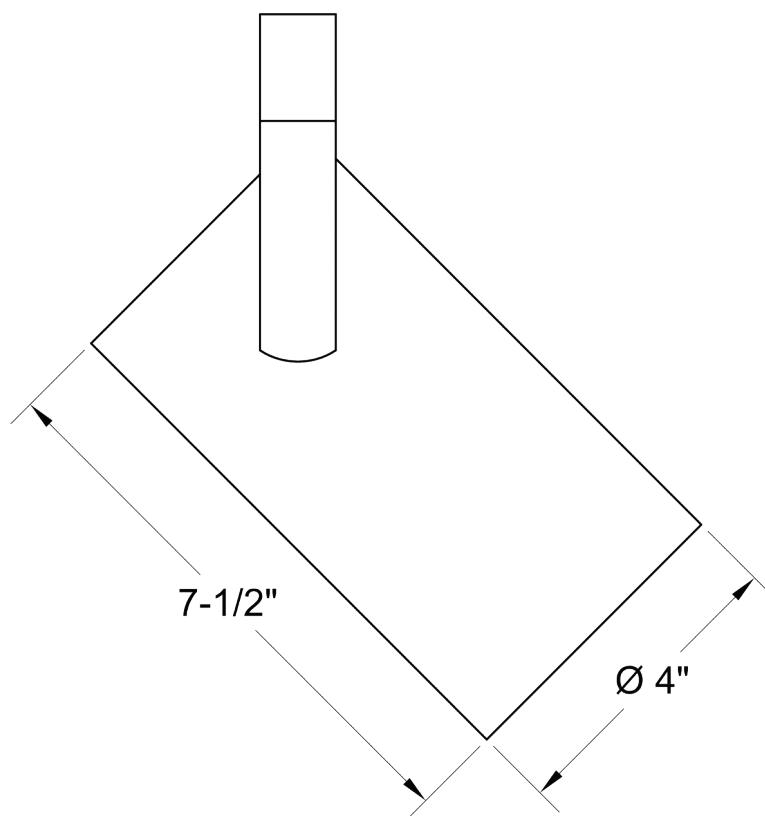
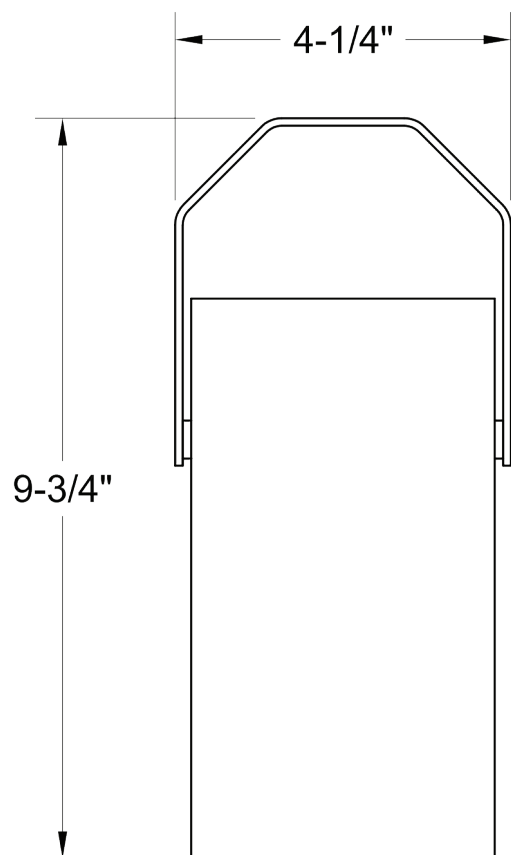
The warranty on the LED Emitter used in this Times Square Lighting product shall have a five year warranty from the date of purchase.

ACT23 MOSAIC FLOOD

COLOR MIXING - TUNABLE WHITE

MANUFACTURED IN THE UNITED STATES - IBEW

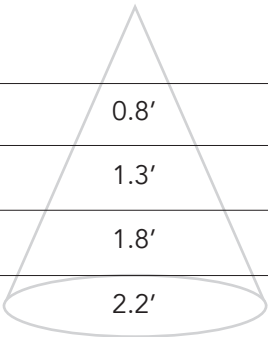
PRODUCT LISTED
BY A NATIONALLY
RECOGNIZED
TESTING
LABORATORY



PHOTOMETRIC DATA

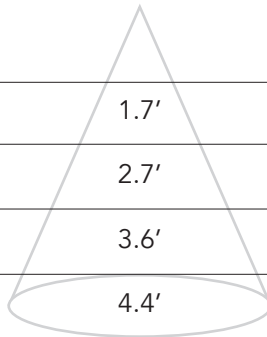
10° Spot Reflector

| Distance | Beam Spread | Footcandles |
|----------|-------------|-------------|
| 5' | 0.8' | 290 |
| 7.5' | 1.3' | 129 |
| 10' | 1.8' | 73 |
| 12.5' | 2.2' | 46 |



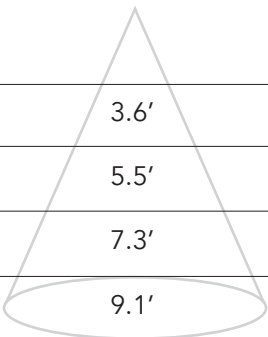
20° Spot Reflector

| Distance | Beam Spread | Footcandles |
|----------|-------------|-------------|
| 5' | 1.7' | 240 |
| 7.5' | 2.7' | 107 |
| 10' | 3.6' | 60 |
| 12.5' | 4.4' | 38 |



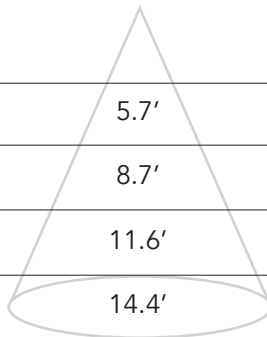
40° Spot Reflector

| Distance | Beam Spread | Footcandles |
|----------|-------------|-------------|
| 5' | 3.6' | 140 |
| 7.5' | 5.5' | 62 |
| 10' | 7.3' | 35 |
| 12.5' | 9.1' | 22 |



60° Spot Reflector

| Distance | Beam Spread | Footcandles |
|----------|-------------|-------------|
| 5' | 5.7' | 80 |
| 7.5' | 8.7' | 36 |
| 10' | 11.6' | 20 |
| 12.5' | 14.4' | 13 |



ACT23 MOSAIC FLOOD

COLOR MIXING - TUNABLE WHITE

MANUFACTURED IN THE UNITED STATES - IBEW

PRODUCT LISTED
BY A NATIONALLY
RECOGNIZED
TESTING
LABORATORY



MOUNTING OPTIONS

- DT2** 2-circuit track adapter for SpecTrac databus, 120V.
- HDT2** 2-circuit track adapter for SpecTrac databus, 277V.
- DXTC** Canopy mount with terminal block for DMX.
- GAC** Track adapter for 120V global pulse track.
- CM4** Canopy mount (Casambi Wireless only).
- US1** 6 5/8" x 1 1/2" Unistrut Adapter
(Casambi Wireless only).
- TB8** 8" x 8" Portable table base for floor and table use
(Casambi Wireless only).
- MC** Light duty pipe clamp for small fixtures. For pipes up
to 1 5/16" O.D. (Casambi Wireless only).
- MN** Medium duty pipe clamp for small to large fixtures.
For pipes up to 2" O.D. (Casambi Wireless only).
- PC9M** Heavy duty pipe clamp for large, heavy fixtures.
For pipes up to 2" O.D. (Casambi Wireless only).

ACCESSORIES

- | | |
|-------------------|---------------------------|
| BD20 | Barndoor |
| LV22 | Full Size Louver |
| XL22 | Full Size X Baffle Louver |
| XH22 | Full Size X Baffle Hood |
| HD22 | Hood/Snoot |
| X00517 | Accessory Holder |
| LV18* | Honeycomb Louver |
| OF22-9101* | Smoothing Frost Filter |
| GF22-600* | 5x50 Linear Lens |
| GF22-601* | Solite Softner |
| GF22-673* | 50 x 50 Spread Lens |
| SC024 | Safety Cable |

* X00517 Required
Not compatible with 10° reflector option.

EXTENSION WANDS

- | | |
|--------------|---------------|
| SP 12 | 12" Stem |
| SP 18 | 18" Stem |
| SP 24 | 24" Stem |
| SP X | Custom Length |

NOTES ON DIMMING

Visit tslight.com/resources or scan the QR Code.



SPECIFY:

| MODEL | FINISH | OPTICS |
|---|---|--|
| ACT23 | B = Black W = White S = Silver CC = Custom Color | 10 = 10° Degree 20 = 20° Degree 40 = 40° Degree 60 = 60° Degree |
| MOUNTING OPTIONS | | DIMMING |
| See Mounting Options for Ordering Codes | | DX = DMX / RDM CS = Casambi Wireless |

ORDERING INFORMATION

| | |
|-----------|--|
| PROJECT: | |
| LOCATION: | |
| QUANTITY: | |
| CONTACT: | |
| PHONE: | |
| EMAIL: | |

EXAMPLE: ACT23-B-60-DT2-DX

| MODEL | FINISH | OPTICS | MOUNTING OPTIONS | DIMMING |
|-------|--------|--------|------------------|---------|
| | | | | |