

# P30SK

## PAR30 SORAA LED GIMBAL

MANUFACTURED IN THE UNITED STATES - IBEW



The P30SK's size makes this unit ideal for short throw lighting in galleries, museums, retail and residential applications. Equipped with a self-locking yoke and accessory-retaining clips that accepts louvers, barndoors, hoods and filters. Comes in standard black, white and silver finishes. Custom colors are available by request and at an additional charge.

By utilizing Soraa's Snap System, there are unlimited possibilities for customizing this fixture. Options include the ability to field change the beam angle (Beam Spreader Snap), alter color temperature (CTO Snap), or to add a louver. Color Snaps can be used to produce brilliant hues of any color that Rosco or Lee offer.

### FEATURES

- Numerous mounting options and accessories
- Weight: 1.7 lbs.

LAMP TYPE	WATTS	CRI	LUMENS*
Brilliant	18.5	90 (R9=0)	1280
Vivid	18.5	95 (R9=95)	1000

\* Lumens vary depending on color temperature – results for 3000K lamp used above.

### LED SPECIFICATIONS

- 9° SORAA lamp included - use snaps to change the beam angle.
- Color Temperature Options: 2700K, 3000K, 4000K
- CRI: 85 or 95
- No UV or IR


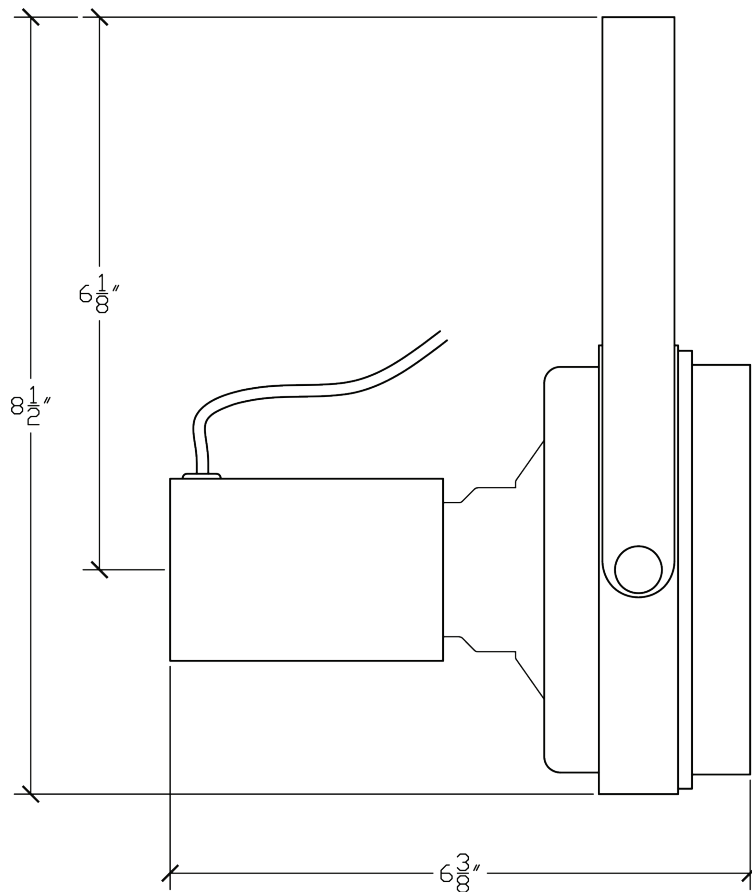
### DIMMING

- Trailing edge (ELV)
- Leading edge (Triac)

# P30SK

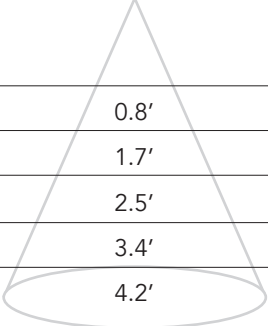
## PAR30 SORAA LED GIMBAL

MANUFACTURED IN THE UNITED STATES - IBEW



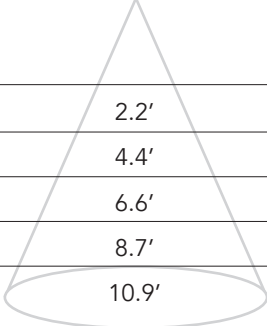
### 9° Degree Beam

Distance	Beam Spread	Footcandles
<b>3'</b>	0.8'	2036
<b>6'</b>	1.7'	592
<b>9'</b>	2.5'	284
<b>12'</b>	3.4'	166
<b>15'</b>	4.2'	95



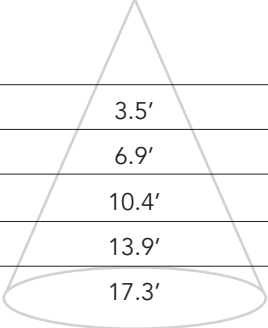
### 25° Degree Beam

Distance	Beam Spread	Footcandles
<b>3'</b>	2.2'	593
<b>6'</b>	4.4'	173
<b>9'</b>	6.6'	83
<b>12'</b>	8.7'	48
<b>15'</b>	10.9'	28



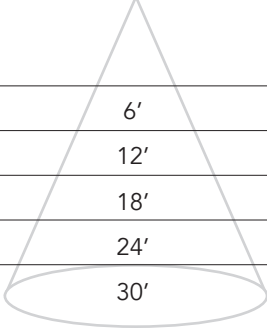
### 36° Degree Beam

Distance	Beam Spread	Footcandles
<b>3'</b>	3.5'	275
<b>6'</b>	6.9'	80
<b>9'</b>	10.4'	38
<b>12'</b>	13.9'	22
<b>15'</b>	17.3'	13



### 60° Degree Beam

Distance	Beam Spread	Footcandles
<b>3'</b>	6'	120
<b>6'</b>	12'	35
<b>9'</b>	18'	17
<b>12'</b>	24'	10
<b>15'</b>	30'	6




# P30SK

## PAR30 SORAA LED GIMBAL

MANUFACTURED IN THE UNITED STATES - IBEW



MOUNTING OPTIONS		ACCESSORIES	
AD1 Track Adapter for commercial grade 1-circuit track. 120V. For use with lightweight fixtures.		LV14	Louver
DT2 2-circuit track adapter for SpecTrack databus. 120V.		XL14	Cross Baffle Louver
TA2 Track adapter for G-Series specification grade 2-circuit track. 120V.		HD14	Hood
TA3 Track adapter for G-Series specification grade 3-circuit track. 120V.		XH14	Cross Baffle Hood
CM4 Canopy Mount		CC18	Coiled Cord
US1 6-5/8" x 1-1/2" Unistrut Adapter		SNAP ACCESSORIES	
TB4 6-1/4" Portable wall mount/table base floor, wall or table use.		01145	25° Beam Spreader Snap
MC Light duty pipe clamp for small fixtures. For pipes up to 1-5/16" O.D.		01147	36° Beam Spreader Snap
MN Medium duty pipe clamp for small to large fixtures. For pipes up to 2" O.D.		01149	60° Beam Spreader Snap
		01595	10°-36° Linear Snap
		03261	10°-60° Linear Snap
		01597	36°X36° Flat Top Snap
		01151	40° Cutoff Louver
		03257	20° Maximum Deflection Snap
		01153	1/4 Color Temperature Shift Snap
		01155	1/2 Color Temperature Shift Snap
		01157	3/4 Color Temperature Shift Snap
		03283	Enhance Snap
		02185-C	Color Snap (Specify Color)
		CC18	Coil Cord
EXTENSION WANDS		NOTES ON DIMMING	
SP 12	12" Stem	Visit <a href="https://tslight.com/resources">tslight.com/resources</a> or scan the QR Code.	
SP 18	18" Stem		
SP 24	24" Stem		
SP X	Custom Length		
			

**SPECIFY:**

MODEL	CRI	COLOR TEMPERATURE
P30SK	95 90	27 = 2700K 30 = 3000K
COLOR	MOUNTING OPTIONS	ACCESSORIES
B = Black W = White S = Silver CC = Custom Color	See Mounting Options for Ordering Codes.	See Accessory Options for Ordering Codes.

\* All fixtures sold with 9° beam angle lamps - use beam spreaders to achieve desired angle.

**ORDERING INFORMATION**

PROJECT:	
LOCATION:	
QUANTITY:	
CONTACT:	
PHONE:	
EMAIL:	

**EXAMPLE:**

MODEL	CRI	COLOR TEMPERATURE	COLOR	MOUNTING OPTIONS	ACCESSORIES
P30SK					