



High Lumen efficiency
>90lm/W

Very reliable joint

Variety optical
accessories for choice

Construction

- Aluminum housing with black or white finish
- Weight:** 2 lbs.

Electrical

- Integral electronic driver
- 120V, 50/60Hz
- Meets FCC 47 CFR Part 15/18 Requirements

Compatibility

- For use with Times Square Lighting single circuit track.

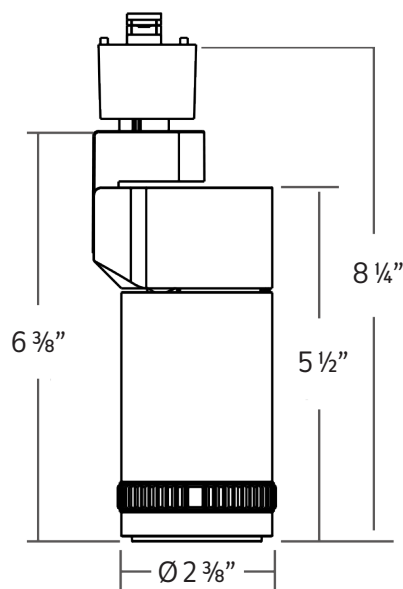
ZOOMABLE TRACK HEAD

2275 LUMENS



5 Holt Drive,
Stony Point, NY 10980
845-947-3034
www.tsight.com

This Zoomable Track Head is a stylish and compact LED track light that will fit smoothly into any museum, gallery or retail environment. Featuring an adjustable beam mechanism designed to provide options from a 30° narrow to a 65° wide flood distribution. The head can be adjusted precisely 360°+ horizontal (rotation) and 90° vertical without dead angle. The light, as a result, is emitted exactly where you need it.



Features

- Stylish and compact design with integrated driver.
- Light efficiency is greater than or 90lm/W.
- CRI: 90
- Lumen maintenance: 90% of initial lumen output at 33,000 hours on LM-80 testing
- No UV or IR

Specifications

- INPUT VOLTAGE:** 120V AC, 50-60HZ
- DIMMABLE:** Trailing Edge, Leading Edge
- BEAM ANGLE:** 30° to 60° (ZOOM)

Model	CRI	Total Wattage	Delivered Lumens
TL030	90	30	2275

Ordering Matrix

Model	Lumens	CRI	Color Temp	Finish	Voltage	Mounting	Dimming †
TL030	22 = 2275	90	30 = 3000K	B = Black W = White	120	AD1	TE = Trailing Edge* LE = Leading Edge

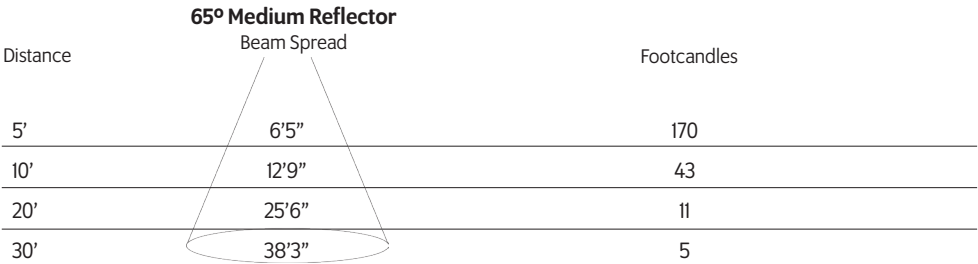
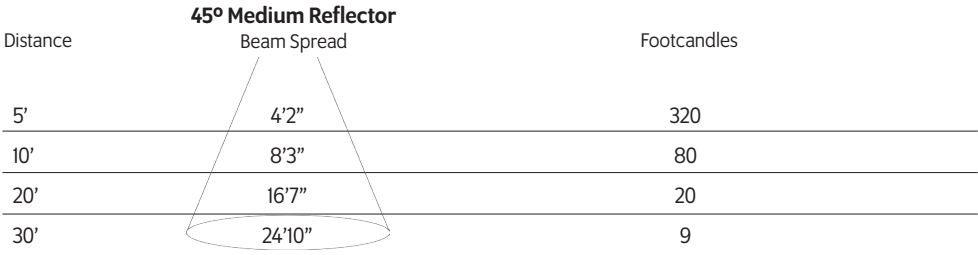
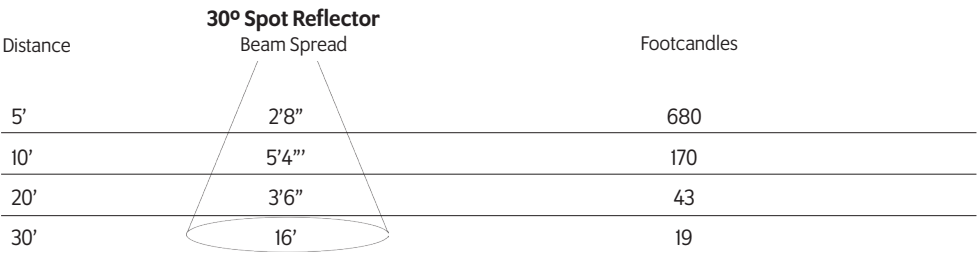
Maximum ambient temperature: 40°C
Maximum operating angle: 45° from vertical

Example: TL030-22-90-30-B-120-AD1-TE

TL030 - _____

*Specification sheets are subject to change without notice.

Photometrics



Mounting Options

ADI Track adapter for 1-circuit track. Good for use with small, lightweight fixtures.

L020 Monopoint Canopy can be mounted to any standard 3-1/2" or 4", round or octagon electrical box.

Extension Wands

SX 12	12" Stem
SX 18	18" Stem
SX 24	24" Stem