



PRODUCT LISTED
BY A NATIONALLY
RECOGNIZED
TESTING
LABORATORY

SORAA
Simply Perfect Light™

Features

- 120, 220 and 277-volt available
- Integral 12-volt dimmable driver
- Use with trailing edge & leading edge phase cut dimmers.
- 2700K to 1800K Dim-to-Warm.
- Beam angles of 25 and 36 degree.
- Rated life of 35,000 hours.
- Numerous mounting options and accessories
- Dimmable
- **Weight:** 2 lbs

DW111

SORAA Dim-to-Warm LED

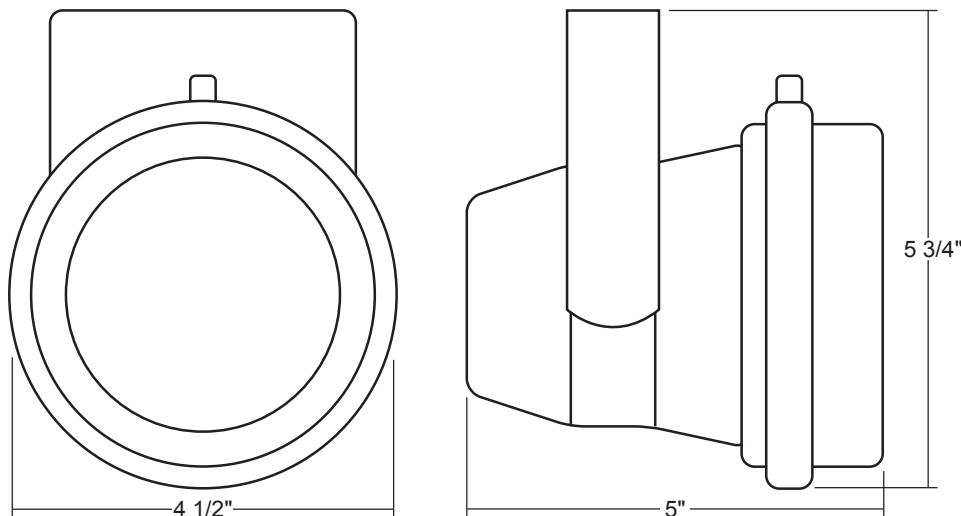


5 Holt Drive,
Stony Point, NY 10980
845-947-3034
info@tslight.com

SORAA VIVID-Warm Dim lamps mimic warmer hues found in natural light, while preserving the company's flagship optical and color rendering performance throughout the dimming range. The warm dimming lamp series is a the perfect option for a broad range of indoor and outdoor lighting applications with an emphasis on warmer hues.

Warm dimming capabilities give designers the flexibility to create warmer, more intimate environments. The color point mimics halogen from 2700K to 1800K, while maintaining 95 CRI and 95 R9 values throughout the dimming range.

Additional fixture features include an internal self-locking yoke, adjustable head and hinged front for easy re-lamping. Internal accessory holder accepts louvers, barndoors, hoods and a variety of filters. Available in standard black, white and silver finishes. Custom colors are available by request and at an additional charge.



Lamp Type	Watts	CRI	Lumens
Vivid Warm Dim	19	95 (R9=95)	1000

Ordering Matrix

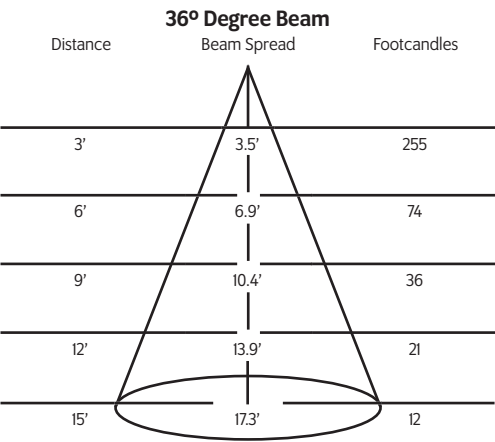
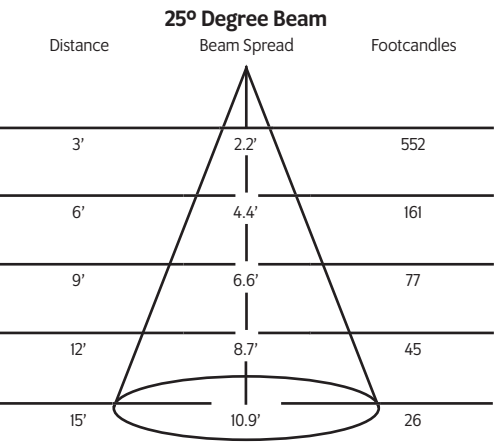
Model	Color	Optics	Mounting Options	Accessories
DW111	B = Black W = White S = Silver CC = Custom Color	25 = 25° Degree 36 = 36° Degree	See Mounting Options for Ordering Codes	See Accessory Options for Ordering Codes

Example: DW111-B-25-AD1-LV6

DW111- - - - -

* Specification sheets are subject to change without notice.

Photometric Data



Mounting Options

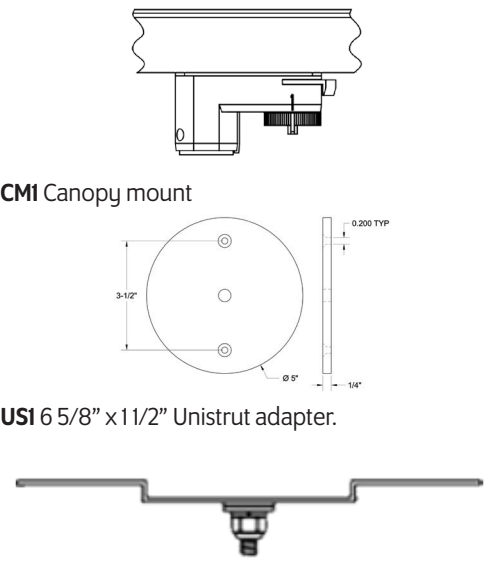
AD1 Track Adapter for commercial grade 1-circuit track. 120V. For use with lightweight fixtures.

DT2 Track adapter for SpecTrack 2-Circuit data track. 120V.

HDT2 Track adapter for SpecTrack 2-Circuit data track. 277V.

TA2 / HTA2 (277) Track adapter for G-Series specification grade 2-circuit track. 120V or 277V.

TA3 Track adapter for G-Series specification grade 3-circuit track. 120V.



TB4 6 1/4" Portable wall mount/table base floor, wall or table use.

TB8 8" x 8" Portable table base for floor or table use.

MC Light duty pipe clamp for small fixtures. For pipes up to 15/16" O.D.

MN Medium duty pipe clamp for small to large fixtures. For pipes up to 2" O.D.

Fixture Accessories

- | | |
|--------------|---------------------|
| LV6 | Louver |
| XL6 | Cross Baffle Louver |
| BD10 | Barndoor |
| HD6 | Hood |
| XH6 | Cross Baffle Hood |
| CC18 | Coiled Cord |
| SC-24 | Safety Cable |
| WL | Wrench Locking |



Extension Wands

- | | |
|--------------|---------------|
| SP 12 | 12" Stem |
| SP 18 | 18" Stem |
| SP 24 | 24" Stem |
| SP X | Custom Length |

Finish

- | | |
|-----------|--------------|
| B | Black |
| W | White |
| S | Silver |
| CC | Custom Color |

Connector/Plug Types (Optional)

- | | |
|-----------|----------------------|
| ED | Edison Connector |
| TL | Twist Lock Connector |
| SP | Stage Pin Connector |

IES Files

Visit [tslight.com](https://www.tslight.com) to find comprehensive IES data.