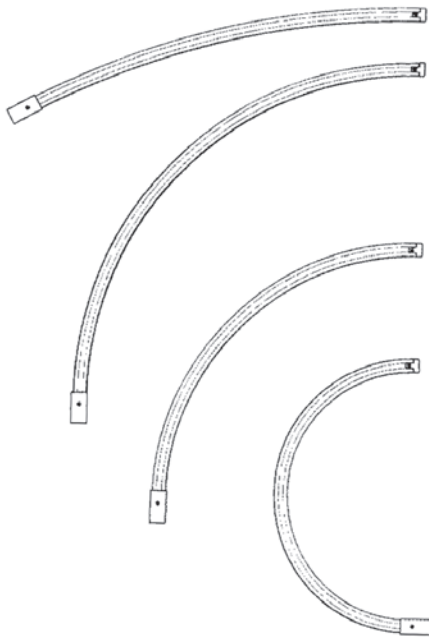


## Curved Track 1, 2 and 3 Circuit Systems



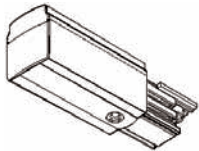
- Supplied and ready for installation
- Can be bent as sections of a circle
- Conforms to the architecture of curved or arched ceilings/walls
- Track sections come in a maximum length of 8'
- 1-circuit track bends to a minimum radius of 5'
- 2 and 3-circuit track bends to a minimum radius of 6'9"
- 4.5 lbs. every 8" with support spacing every 40"
- 22 lbs. every 8" with support spacing every 20"
- Surface and pendant mounting available
- Comes in standard black, white and satin aluminum finishes

### Curved Track Section

<b>1-Circuit</b>	CT1
<b>2-Circuit</b>	CT2
<b>2-Circuit 277-Volt</b>	CT277
<b>3-Circuit</b>	CT3

Add suffix B-Black; W-White; N-Natural Aluminum.

### Components (continued on back)

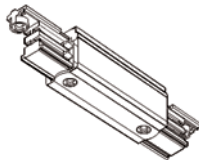


#### End Feed

Used when energizing track from an outlet box. May require conduit adapter.

	Regular	Mirror	Adapter
<b>1-Circuit</b>	GES 11	GES 12	XTSAJ 10
<b>2-Circuit</b>	TEK 11	TEK 12	XTSAJ 10
<b>2-Circuit 277-Volt</b>	HTEK 11	HTEK 12	XTSAJ 10
<b>3-Circuit</b>	XTSA 11	XTSA 12	XTSAJ 10

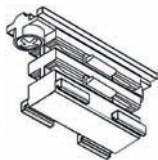
Add suffix B-Black; W-White.



#### Center Feed

Used to join two sections of track together in a straight line. May be used as a feed point.

	Black	White
<b>1-Circuit</b>	GES 14B	GES 14W
<b>2-Circuit</b>	TEK 14B	TEK 14W
<b>2-Circuit 277-Volt</b>	HTEK 14B	HTEK 14W
<b>3-Circuit</b>	XTSA 14B	XTSA 14W



#### Straight Connector

Used to join two sections of track together in a straight line.

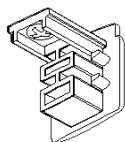
	Black	White
<b>1-Circuit</b>	GES 21B	GES 21W
<b>2-Circuit</b>	XTSA 21B	XTSA 21W
<b>2-Circuit 277-Volt</b>	XTSA 21B	XTSA 21W
<b>3-Circuit</b>	XTSA 21B	XTSA 21W



#### J-Box Cover

Used to cover an outlet box.

	Black	White
<b>1-Circuit</b>	GES 15B	GES 15W
<b>2-Circuit</b>	GES 15B	GES 15W
<b>2-Circuit 277-Volt</b>	GES 15B	GES 15W
<b>3-Circuit</b>	GES 15B	GES 15W

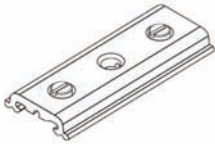


#### End Cap

Used to end any open configuration of track.

	Black	White
<b>1-Circuit</b>	GES 41B	GES 41W
<b>2-Circuit</b>	XTSA 41B	XTSA 41W
<b>2-Circuit 277-Volt</b>	XTSA 41B	XTSA 41W
<b>3-Circuit</b>	XTSA 41B	XTSA 41W


Last updated 08/11/2009.



### Reinforcement Plate

Used to further stabilize the joining of two pieces of track. Recommended for use with suspended installations.

	Black	White
<b>1-Circuit</b>	GEA 21B	GEA 21W



### Bending Tool

Used after field cutting to bend the conductor ends to a 90° angle. Use the opposite end of the tool to measure the correct position of the bent conductors.

	Black
<b>1-Circuit</b>	XTSV 12
<b>2-Circuit</b>	XTSV 12
<b>2-Circuit 277-Volt</b>	XTSV 12
<b>3-Circuit</b>	XTSV 12

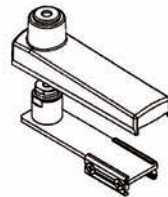
## Mounting

### Pendant Mount

Stem and canopy kit for mechanical and electrical suspension. Measures 1/4" for 1-circuit and 3/8" for 2 and 3-circuit. Standard lengths: 12", 18", 24", 36" and 48". Custom lengths available. Please consult factory.

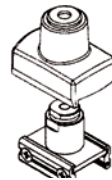
	Length	Black	White
<b>1 Ct.</b>	12 in.	GEA 12B	GEA 12W
	18 in.	GEA 18B	GEA 18W
	24 in.	GEA 24B	GEA 24W
	36 in.	GEA 36B	GEA 36W
	48 in.	GEA 48B	GEA 48W
<b>2 &amp; 3 Ct.</b>	12 in.	SPUS 12B	SPUS 12W
	18 in.	SPUS 18B	SPUS 18W
	24 in.	SPUS 24B	SPUS 24W
	36 in.	SPUS 36B	SPUS 36W
	48 in.	SPUS 48B	SPUS 48W

Custom lengths available.



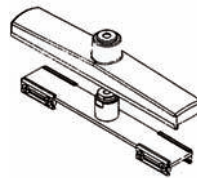
End feed suspension bracket for mechanical and electrical connection to the track.

	Black	White
<b>1-Ct.</b>	GEA 4EB	GEA 4EW
<b>2 &amp; 3-Ct.</b>	SP 4EB	SP 4EW



Point suspension bracket for mechanical connection to the track.

	Black	White
<b>1-Ct.</b>	GEA 4PB	GEA 4PW
<b>2 &amp; 3-Ct.</b>	SP 4PB	SP 4PW



Center feed suspension bracket for mechanical and electrical connection to the track.

	Black	White
<b>1-Ct.</b>	GEA 4IB	GEA 4IW
<b>2 &amp; 3-Ct.</b>	SP 4IB	SP 4IW

### Suspension Mount

Cable kit with canopy. SKB-12 not included for 2 or 3-circuit systems, not available for 1-circuit systems.

	Length	Model #
<b>Black</b>	24 in.	CG 24B
	48 in.	CG 48B
	72 in.	CG 72B
<b>White</b>	24 in.	CG 24W
	48 in.	CG 48W
	72 in.	CG 72W

