

### GENERAL INFORMATION

Hands-on foundational lighting control console with manual 2-scene preset operation, industry-acclaimed ETC Expression software and functionality.

#### APPLICATIONS

- College
- Middle/ High School
- Community Theatre
- Trade Show
- Small TV Studio
- Church

#### FEATURES

- Preset style operation
- 48 Channels
- 1024 DMX outputs
- 600 Cues
- 500 Groups
- 2000 Macros
- 10 pages of 24 Submasters
- Two scene preset or preprogrammed operation
- Preset Focus points
- Moving Light features
- LTP (Latest Takes Precedence) Channels
- Spreadsheet Editing
- Ethernet for DMX, Video and other signal distribution
- MIDI, MIDI Show Control and MIDI Time Code interface
- Supports ETCLink Dimmer feedback

#### ACCESSORIES

- Video Node
- DMX Node
- Remote Focus Unit (RFU)
- Radio Remote Focus Unit (RRFU)
- Gooseneck Lamps
- Expression Offline
- Expression Offline for Windows
- Express LPC

### ORDERING INFORMATION

#### Express

Model#	Description
EXPS 24/48	Express 24/48
LPC/250	Express 250 Channel LPC

#### Express Accessories

Model#	Description
DNODE-RF	DMX Node - rack mount front entry
DNODE-RB	DMX Node - rack mount rear entry
DNODE-W	DMX Node - wallbox mount
VNODE-R	Video Node
RFU	Remote Focus Unit
RRFU	Radio Remote Focus Unit
M218	VGA Color Monitor
M219	LCD Flat Screen Display
4000A4003	Monitor Dust Cover for M218
M715	Littlelite Work Light
M604	Parallel Printer
EOL	Expression Offline

#### Other Consoles in Express Family

Model#	Description
EXPS 125	Express 125
EXPS 250	Express 250
EXPS 48/96	Express 48/96
EXPS 72/144	Express 72/144
LPC/250	Express 250 Channel LPC

## SPECIFICATIONS

### GENERAL

96 channels  
1,024 DMX512 dimmers  
600 cues  
500 groups  
99 focus points  
Effects with up to 100 steps each  
2,000 macros  
24 submasters x 10 pages  
2 timed/manual fader pairs  
Diskette drive  
Single VGA output  
Printer port  
UL, cUL, CE listed

### DISPLAY FUNCTIONS

(Requires VGA monitor)  
Cue List  
Stage  
Blind  
Fader status  
Spreadsheets and Lists  
Cue, Sub, Group and Focus point views  
Patch  
Proportional levels  
32 user-definable profiles  
Dimmer Doubling capability (see Dimmer Doubling data sheet)  
Setup  
Flexichannel (displays only used channels)

### PLAYBACK CONTROLS

Faders  
2 Timed/manual fader pairs with Go, Hold, Rate, Clear, and Back buttons  
Individual last action fade capability for every channel  
Trackpad  
Master slider  
Blackout button  
48 Channel faders  
24 channel two-scene operation  
48 channel single scene operation  
Individual bump buttons  
Submasters  
24 submasters (times 10 pages) with bump buttons and integral LEDs

### OPTIONAL EQUIPMENT

DMX Node  
ETCNet 2 device with remote DMX output, RFU  
Video Node  
ETCNet 2 device with keyboard, RFU, VGA, Printer ports, Serial  
Remote Focus Unit  
Handheld device with a keypad and LCD screen accesses most system functions for local adjustments and show editing  
Radio Remote Focus Unit  
Wireless handheld transmitter with a backlit key pad and small receiver unit accesses most system functions for local adjustments  
Expression Off-Line  
Available for free download from ETC via [www.etcconnect.com](http://www.etcconnect.com)  
Parallel Printer  
VGA Monitor

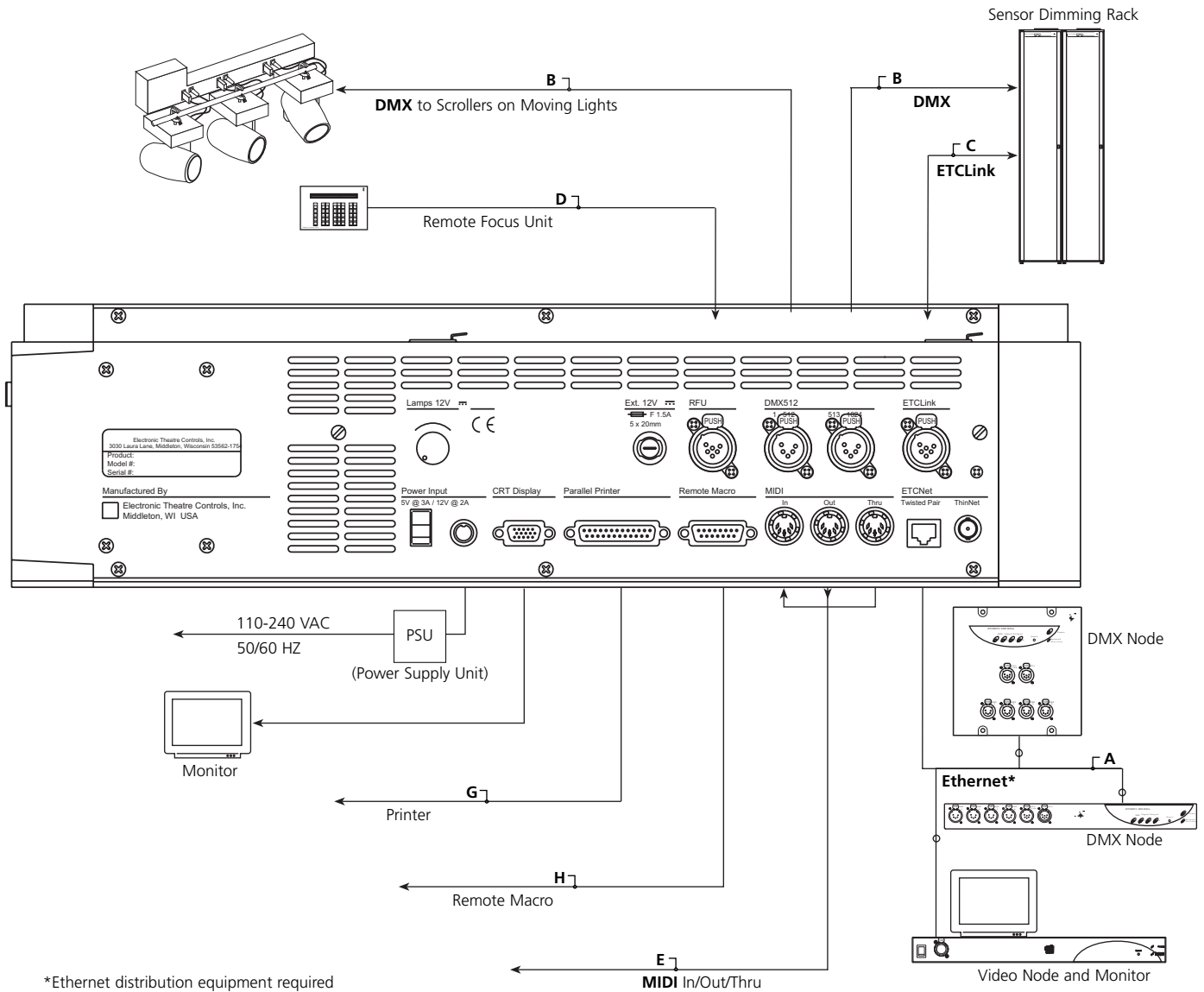
### INTERFACES

DMX512 Outputs (2)  
Ethernet  
ETCLink  
MIDI, MIDI Show Control, MIDI Time Code  
Remote Macro/Go  
Remote Trigger

### CONTROL KEYPAD FEATURES

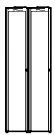

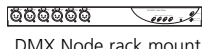

Cue attributes  
Cues from .1 to 999.9  
Split up/down fade times  
Wait times  
Follow time  
Link to cue or macro  
Modified rate  
8-part multipart cues  
Selective cue recording  
Channel Functions  
Lists constructed with +, -, Except, And, Thru  
Sneak sets channel to discrete or fader level in default/specified time.  
Only and Except features for group and channel manipulation.  
Channel Attribute Display  
Independent channel capability  
Last Action Channels  
X/Y Link List  
Moving Light Functions  
Focus point  
16-bit fade resolution  
Pop-up displays  
ML Patch  
Group Functions  
500 groups with labels  
Any cue or submaster may be accessed as a group  
Submaster Functions  
10 pages of 24 submasters with labels, timing and rate attributes  
Bump buttons may be enabled, disabled or solo  
Range editing of submaster attributes in submaster list  
Submasters may be individually changed between pile-on and inhibitive  
Effect Functions  
100 steps each  
Step times  
In/Dwell/Out step times  
High/Low levels  
In/Dwell/Out effect times  
Effects may be recorded as cues and loaded to submasters.  
Range editing of effect step values and attributes  
Live effects recording  
Macros  
2,000 macros  
Macros may activate any button on the console  
Live Learn mode  
Blind editing  
Astronomical Time Clock  
Program up to 500 events  
Play back according, day of week, time of day or in reference to time before/after sunrise or sunset


### CONSOLE CONNECTIONS



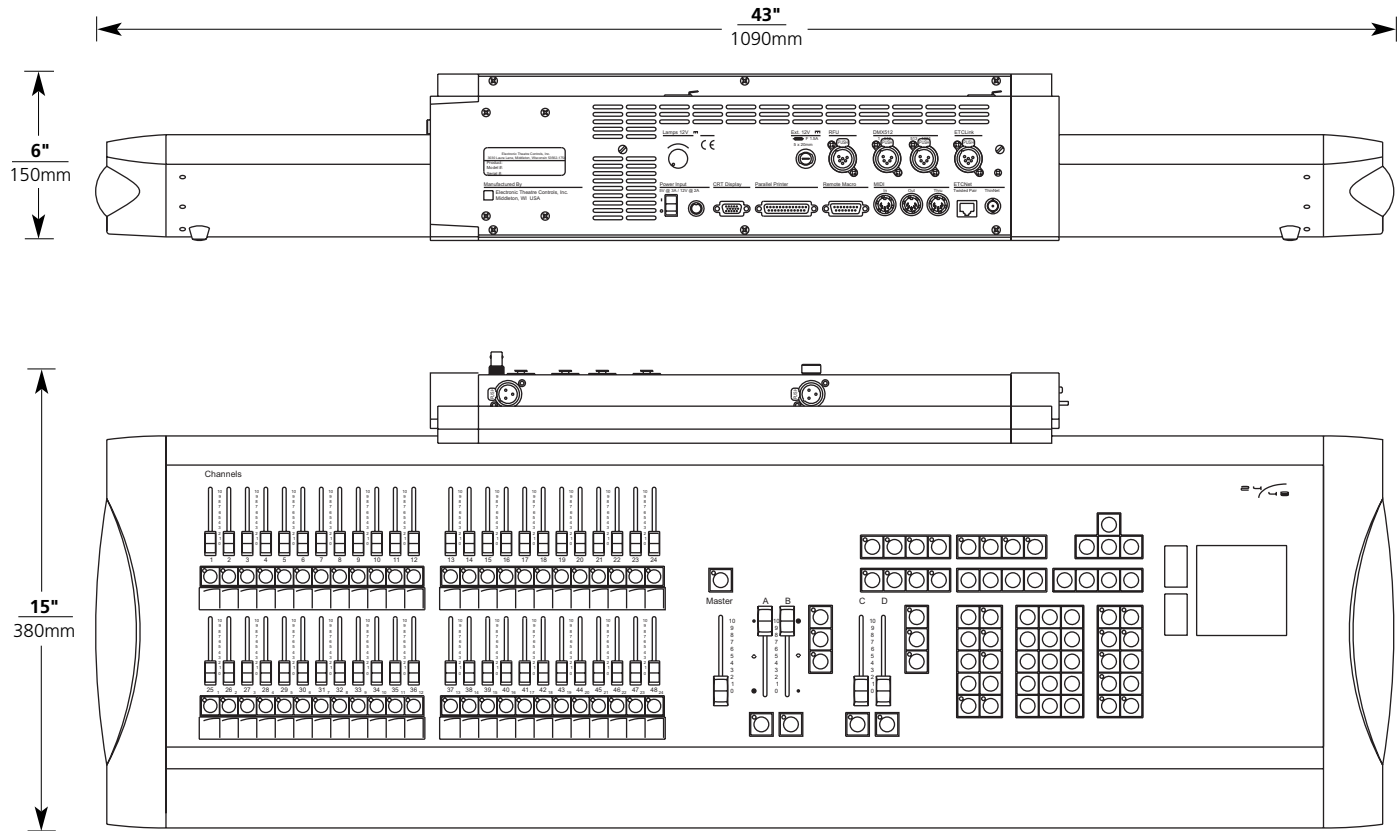
\*Ethernet distribution equipment required

### Wire Types for Express consoles with...

Device	Wire Type	
 Sensor Racks	<b>DMX (XLR5)</b> (1) Belden 9729 <b>ETC Link (XLR6)</b> (1) Belden 9729 (2) #16 AWG Stranded	<b>B</b>  <b>C</b>
 Video Node	<b>Category 5 Ethernet (RJ45)</b> (1) Belden 1583A (UTP)	<b>A</b>
 DMX Node rack mount	<b>Category 5 Ethernet (RJ45)</b> (1) Belden 1583A (UTP)	<b>A</b>
 DMX Node wall mount	<b>Category 5 Ethernet (RJ45)</b> (1) Belden 1583A (UTP) (2) #16 AWG Stranded	<b>A</b>

Device	Wire Type	
MIDI	Standard <b>MIDI</b> Cables 5 Pin Din Connector	<b>E</b>
 Remote Focus Unit	<b>RFU (XLR6)</b> (1) Belden 9728 (2) #16 AWG Stranded	<b>D</b>
DMX (In + Out)	<b>DMX (XLR5)</b> Belden 9729	<b>B</b>
Printer - Parallel	Standard Parallel Printer Cable	<b>G</b>
Remote Macro	DB 15 Consult Manual or ETC Technical Services for details	<b>H</b>

### PHYSICAL



### DIMENSIONS

#### Express 24/48 Dimensions

Model	Height		Width		Depth	
	inches	mm	inches	mm	inches	mm
Express 24/48	6.0	150	43.0	1090	15.0	380

#### Express Accessories Dimensions

Model	Height		Width		Depth	
	inches	mm	inches	mm	inches	mm
Express LPC	1.8	45	17.0	432	12.5	320
DMX Node - rack	1.8	45	17.0	432	12.5	320
DMX Node -wallbox	8.0	203	8.0	203	4.1	105
Remote Focus Unit	1.4	34	8.5	250	5.5	140
Radio Remote Focus Unit						
Transmitter	4.5	11.5	1.5	6.5	.8	2.0
Receiver	4.4	11.2	2.8	7.1	1.6	4.0
Video Node	1.8	45	17.0	432	12.5	320

### WEIGHTS

#### Express 24/48 Weights

Model	Weight		Shipping Weight	
	lbs	kgs	lbs	kgs
Express 24/48	30	13.6	32	14.5

#### Express Accessories Weights

Model	Weight		Shipping Weight	
	lbs	kgs	lbs	kgs
Express LPC	11.0	5.0	18.3	8.3
DMX Node - rack	8.0	3.6	18.0	8.2
DMX Node -wallbox	2.2	1.0	10.0	4.5
Remote Focus Unit	3.0	1.4	5.0	2.3
Radio Remote Focus Unit			2.0	0.9
Transmitter	0.6	0.3		
Receiver	1.0	0.5		
Video Node	8.0	3.6	18.0	8.2