

Job Name: Fixture Type: Qty:

Distribution by Times Square Lighting



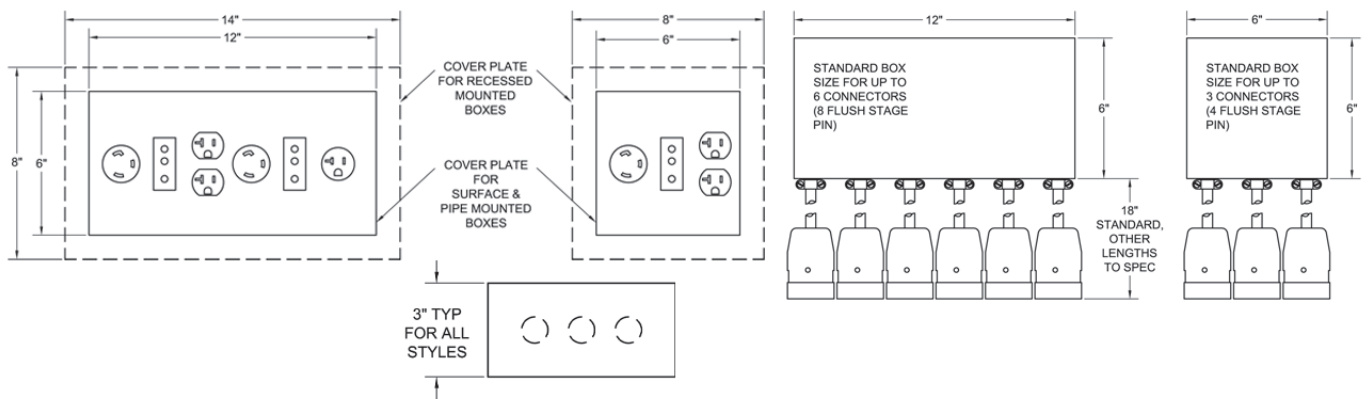
Plug-In Boxes

Times Square Lighting Plug-In Boxes are custom built to specification and distribute power to individual circuits. Boxes can be pipe-mounted, recessed, or flush-mounted. Connectors are available in a variety of types, and can be either flush or on pigtails.

Features:

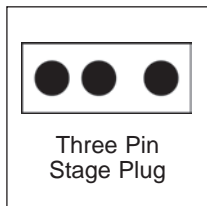
- Made of 18-gauge steel construction with cover plate & knockouts
- Pigtails or flush-mounted connectors
- Variety of connector types
- Different sizes available based on number of connectors needed
- Pipe-mounted units include U-Bolts

Manufactured in the USA - IBEW




Connectors:


Mounting Hardware:



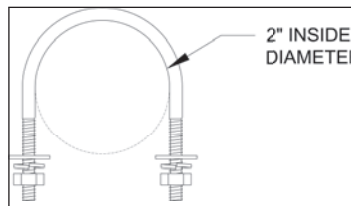
601G



E2228



E896



U-Bolt

Ordering Information:

Specify:	PB	-	-	-	-
	Model #	# of Connectors	Connector Mounting	Connector Type	Box Mounting
Example:	PB	-2	-P12	-9	-RM

F = Flush
Pxx = Pigtail and Length

RM = Recessed Mount
FM = Flush Mount
PM = Pipe Mount



5 Holt Drive • Stony Point, NY 10980
Phone: 845-947-3034 • Fax: 845-947-3047 • www.tslight.com
Specifications are subject to change without notice.

Last updated 03/17/2010.