

Job Name: Fixture Type: Qty:

The Sunset Strip/MR16 Striplight by Times Square Lighting

Series 716 35-75W MR16



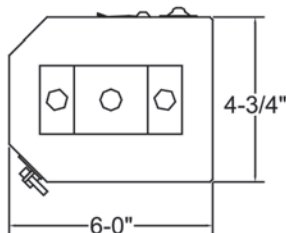
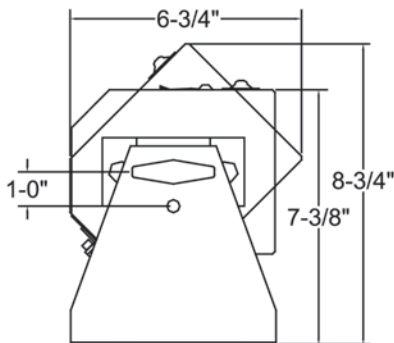
- 716-10** 10 lamp, 1-circuit (16 lbs.)
- 716-20** 20 lamp, 2-circuit (30 lbs.)
- 716-30** 30 lamp, 3-circuit (45 lbs.)
- 716-40** 40 lamp, 4-circuit (58 lbs.)

This 120-volt multi-compartment strip light accepts 12-volt, 75-watt max MR16 lamps. It is available in 1, 2, 3 or 4 circuit versions. Each version is comprised of 10 lamps wired in series for a maximum rating of 750-watts per circuit. Its low profile makes it an ideal unit for tight spaces where a general wash of light is desired. Custom trunnions allow multiple units to be linked together providing not only support, but full rotation at each link. Supplied with color frame holders and 16 gauge single mount trunnions per section. For floor or overhead use.

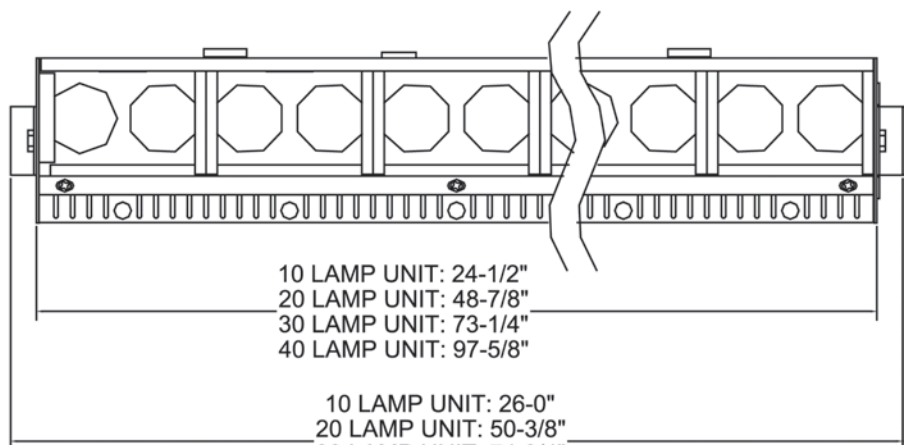
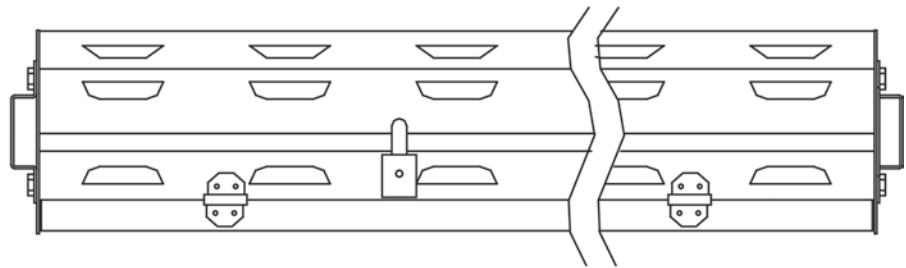
Features:

- Compact profile
- Rugged welded steel construction
- Ejector style lamp holders with two-pin slide in sockets
- Front mounted neon indicators quickly identify lamp failure
- Spring loaded flippers for access to color frame compartment
- Supplied with feed through wiring; feed only wiring available upon request

Manufactured in the USA - IBEW



COLOR FRAME
SIZE: 3.25" X 4.70"



10 LAMP UNIT: 24-1/2"
20 LAMP UNIT: 48-7/8"
30 LAMP UNIT: 73-1/4"
40 LAMP UNIT: 97-5/8"

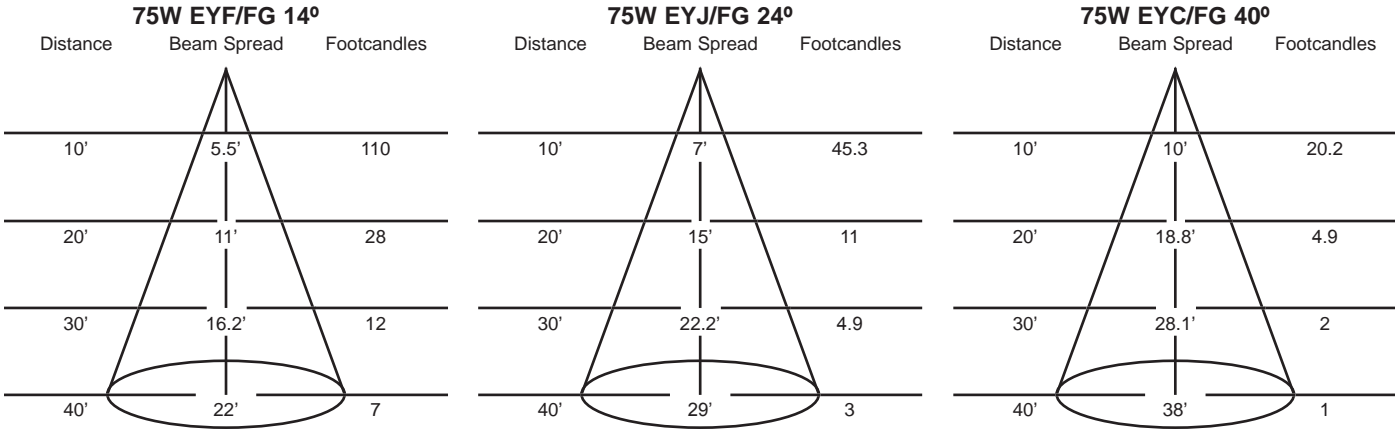
10 LAMP UNIT: 26-0"
20 LAMP UNIT: 50-3/8"
30 LAMP UNIT: 74-3/4"
40 LAMP UNIT: 99-1/8"

Last updated 10/13/2009.

Specify: - - - -

	MODEL NUMBER	FINISH	CONNECTORS	TRUNNIONS	ACCESSORIES (optional)
Example:	716-10	-B	-E2867	-716UT	-716CF

Photometric Data*



Male Connectors

E2867	Edison Plug
E876	Twist Lock
600G	Stage Pin

Female Connectors

E2228	Edison Plug
E896	Twist Lock
601G	Stage Pin

Trunnions

716UT	Hanging/Floor (pair)
716UTC	Castered (pair)
716JT	Joiner (single)
716PB	Piggy Back (pair)
716SS	Side by Side (pair)

Accessories

See index for details.

716CF	Color Frame
GF25	Glass Color Filter
DF25	Dichroic Color Filter
GF25-600	5°x50° Linear Lens
GF25-601	Beam Softener
GF25-673	50°x50° Spread Lens
GF25-702	UV Blocking Filter
SC	Safety Cable
PC9M	Pipe Clamp

Finish

B	Black
CC	Custom Color

Lamp Data/Photometrics

Lamp	Watts	CBCP	Color Temp (°K)	Rated Life (Hrs)	Beam Angle / MF	Field Angle / MF
EYF/FG	75	13000	3000	4000	12° / 0.21	30° / 0.54
EYJ/FG	75	4800	3000	4000	24° / 0.43	40° / 0.73
EYC/FG	75	2700	3000	4000	39° / 0.71	64° / 1.25
EXT/FG	50	8400	3000	5000	15° / 0.26	30° / 0.54
EXZ/FG	50	2900	3000	5000	25° / 0.44	40° / 0.73
EXN/FG	50	1500	3000	5000	40° / 0.73	64° / 1.25
FMT/FG	35	3500	2950	5000	12° / 0.21	30° / 0.54
FMV/FG	35	3200	2950	5000	24° / 0.43	40° / 0.73
FMW/FG	35	900	2950	5000	40° / 0.73	64° / 1.25

To determine a beam or field diameter at any distance:
 $MF \times Throw Distance = Diameter$

To determine footcandle levels at any distance:
 $CBCP / (Throw Distance)^2 = Footcandles$

*The photometrics above are based on a single lamp only. Due to the overlapping of beam patterns, actual photometrics depend upon the total number of lamps being used.