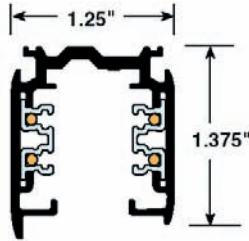


Job Name:

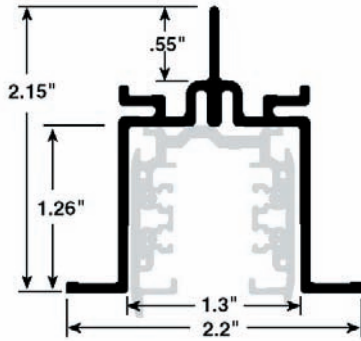
Type:

Specification Grade 2-Circuit 277-Volt Track (2-HOT, 2-NEUTRAL)

Track Section



Recessed Jacket



Track Section

- 4 ft. HTEK 44
- 8 ft. HTEK 48
- 12 ft. HTEK 412

Recessed Jacket (requires track section)

- 4 ft. FTP 44
- 8 ft. FTP 48
- 12 ft. FTP 412

Add suffix B-Black, W-White, 1-Natural.
Custom lengths available. Please consult factory.

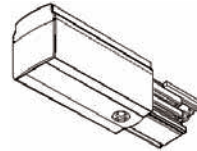
Components (Add suffix B-Black, W-White, S-Silver.)



XTSV 12

Bending Tool

Used after field cutting to bend the conductor ends to a 90° angle. Use the opposite end of the tool to measure the correct position of the bent conductors.



HTEK 11

HTEK 12 (mirror)

End Feed

Used when energizing track from an outlet box or conduit feed.



GES 15

J-Box Cover

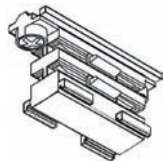
Used to cover an outlet box.



XTSAJ 10

Conduit Adapter

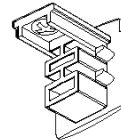
Used to attached power to any live feed.



XTSA 21

Straight Connector

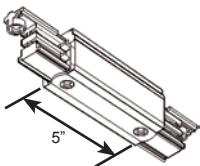
Used to join two sections of track together in a straight line.



XTSA 41 (track section) FTP 41 (recessed jacket)

End Caps

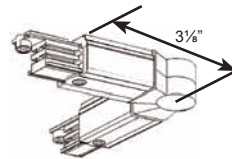
Used to end any open configuration of track.



HTEK 14

Center Feed

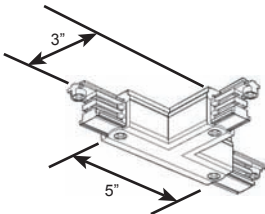
Used to join two sections of track together in a straight line. May be used as a feed point.



HTEK 24

Adjustable L Connector

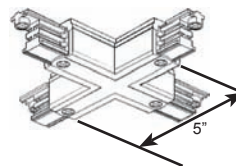
Used to join two sections of track together to create angles between 60° and 300°.



HTEK 39 (right) HTEK 40 (left)

T Connector/Feed

Used to join three sections of track in a "T" configuration. May be used as a feed point.



HTEK 38

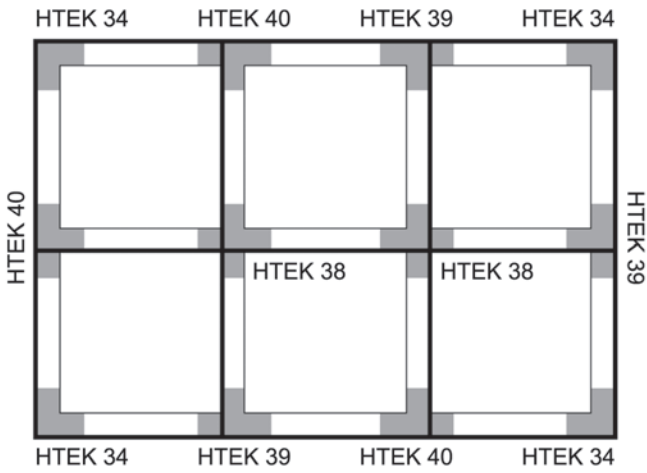
X Connector/Feed

Used to join four sections of track together in an "X" configuration. May be used as a feed point.

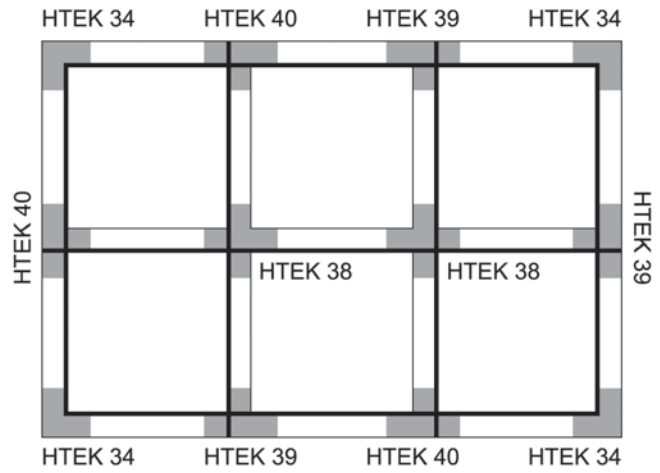
Polarity Diagrams

The track is polarized and therefore direction sensitive. There is a raised ridge (indicated by the thick black line) on one side of the track to ensure a proper connection. Please follow these diagrams to help aid you in your selection of connectors.

Ridge Outside of Grid



Ridge Inside of Grid



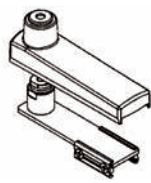
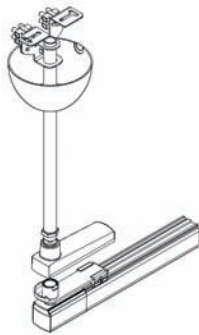
Pendant Mount (Add suffix B-Black, W-White, S-Silver.)

3/8" Stem and canopy kit for mechanical and electrical suspension.

Length Model #

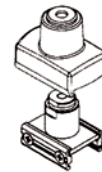
- 12 in. SPUS 12
- 18 in. SPUS 18
- 24 in. SPUS 24
- 36 in. SPUS 36
- 48 in. SPUS 48

Custom lengths available.



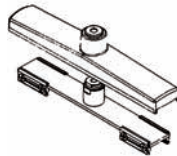
SP 4E

End feed suspension bracket for mechanical and electrical connection to the track.



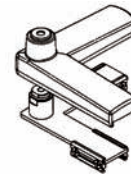
SP 4P

Point suspension bracket for mechanical connection to the track.



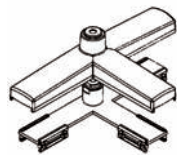
SP 4I

Center feed suspension bracket for mechanical and electrical connection to the track.



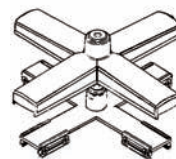
SP 4L

"L" suspension bracket for mechanical and electrical connection to the track.



SP 4T

"T" suspension bracket for mechanical and electrical connection to the track.



SP 4X

"X" suspension bracket for mechanical and electrical connection to the track.

Cable Mount (Add suffix B-Black, W-White)

Cable kit with canopy.

Length Model #

- 24 in. CG 24
- 48 in. CG 48
- 72 in. CG 72

Custom lengths available.

