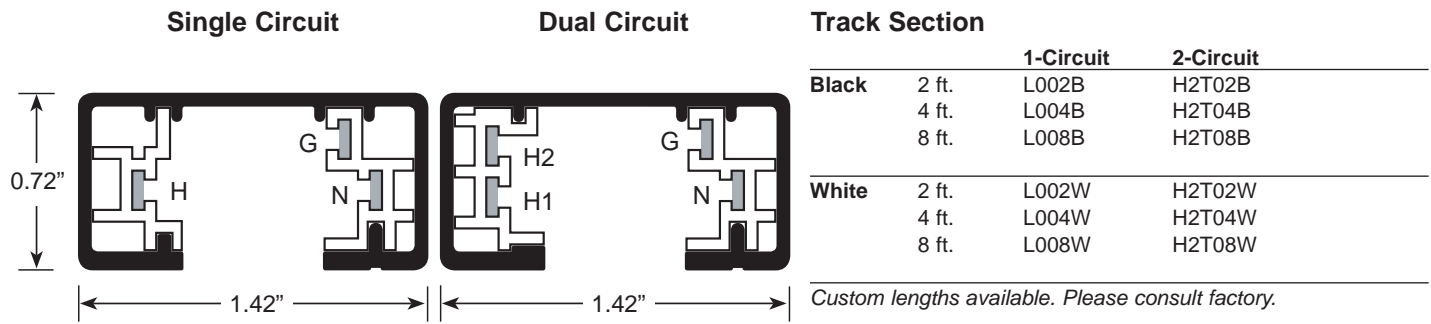
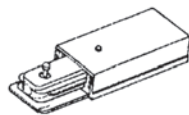


## Commercial Grade Track



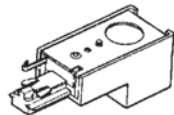
### Components (continued on back)



**End Feed**

Used when energizing track from an outlet box.

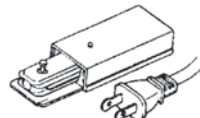
	1-Circuit	2-Circuit
<b>Black</b>	L010B	H2001B
<b>White</b>	L010W	H2001W



**End Feed for Conduit**

Used when necessary to feed surface mounted track with conduit.

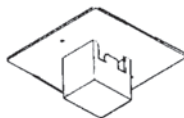
	1-Circuit	2-Circuit
<b>Black</b>	L017B	H2008B
<b>White</b>	L017W	H2008W



**End Feed with Plug**

Used when energizing track from a wall receptacle.

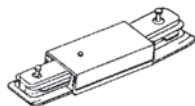
	1-Circuit
<b>Black</b>	L010LB
<b>White</b>	L010LW



**Floating Feed**

Used when energizing track from any point along the track run.

	1-Circuit
<b>Black</b>	L011B
<b>White</b>	L011W

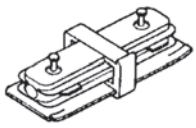


**Center Feed**

Used to join two sections of track together in a straight line. May be used as a feed point.

	1-Circuit	2-Circuit
<b>Black</b>	L012PB	H2005IB
<b>White</b>	L012PW	H2005IW

Last updated 08/05/2010.



### Straight Connector

Used to join two sections of track together in a straight line.

	1-Circuit	2-Circuit
<b>Black</b>	L012B	H2003B
<b>White</b>	L012W	H2003W



### Flex Connector

Used to join two sections of track together to create angles from 0° to 360°. Can be flexed on horizontal or vertical planes.

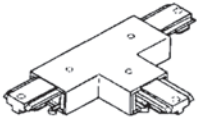
	1-Circuit	2-Circuit
<b>Black</b>	L018B	H2004B
<b>White</b>	L018W	H2004W



### L Connector

Used to join two sections of track together at a 90° angle.

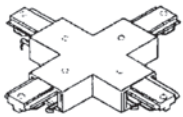
	1-Circuit	2-Circuit
<b>Black</b>	L014B	H2005LB
<b>White</b>	L014W	H2005LW



### T Connector

Used to join three sections of track together in a "T" configuration.

	1-Circuit	2-Circuit
<b>Black</b>	L015B	H2006FB
<b>White</b>	L015W	H2006FW



### X Connector

Used to join four sections of track together in an "X" configuration.

	1-Circuit	2-Circuit
<b>Black</b>	L016B	H2007B
<b>White</b>	L016W	H2007W



### Cover Plate

Used to cover an outlet box.

	1-Circuit	2-Circuit
<b>Black</b>	L019B	L019B
<b>White</b>	L019W	L019W

### End Cap

Used to end any open configuration of track.

	1-Circuit	2-Circuit
<b>Black</b>	L024B	L024B
<b>White</b>	L024W	L024W



### Stem Mount Kit

Used to mount track.

	1-Circuit	2-Circuit
<b>12"</b>	SK12	SK12
<b>18"</b>	SK18	SK18
<b>24"</b>	SK24	SK24
<b>36"</b>	SK36	SK36

*Custom lengths available. Please consult factory.*