

CHELSEA RECESSED

PATTERN & FRAMING PROJECTOR



5 Holt Drive,
Stony Point, NY 10980
845-947-3034
www.tslight.com

An ideal pattern and framing projector for low ceiling applications, the Chelsea Recessed installs flush with the ceiling line to create a clean look. The removable trim plate allows for effortless pattern installation, aiming and shuttering. Once your desired look is achieved, simply re-install the trim plate. The mirror within the unit is on an X and Y axis and each lens tube has a maximum pan and tilt listed within the specification sheet.

The Chelsea Recessed can project stock or custom patterns in both glass and stainless steel. Four shutters are included with the unit for framing purposes, and a wide range of dimming options is also available.



Manufactured in the USA - IBEW



Features

- 100-277 Volt available
- 50,000 hour lamp life
- Framing shutters included
- Stock or custom, steel or glass patterns
- Dimmable (optional)
- Numerous accessories available

Construction

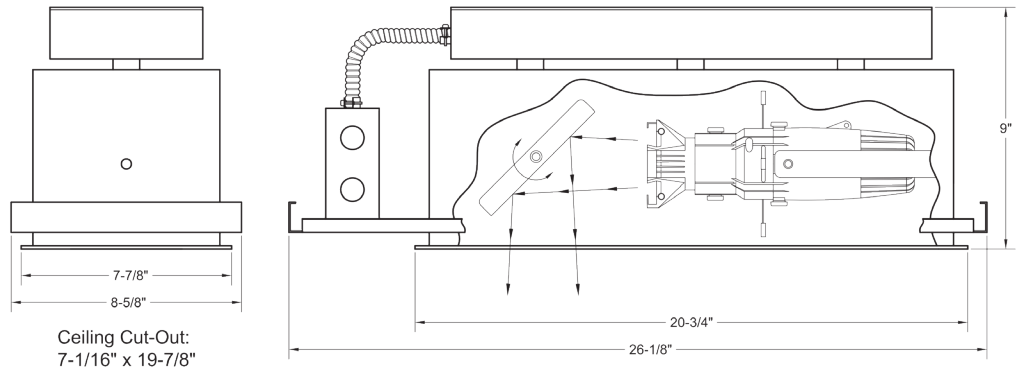
- Aluminium and steel pattern and framing projector with black finish
- Accessory slot for color glass
- Internal framing shutters
- Accepts Z-size glass or metal gobo
- Accepts up to 2 accessories
- Weight: 16 lbs.

Optics

- 19° and 26° Lens Tubes available

Electrical

- 21 watt power consumption
- Integral electronic driver
- Meets FCC 47 CFR Part 15/18 Requirements



LED

- Color Temperature: 3200K
- CRI: 90
- No UV or IR

Dimming

- Trailing edge (ELV): 120V
- Leading edge (Triac): 120V
- 0-10V: 120-277V

Trim

- Available as black, white or custom color.

Ordering Matrix

Model	Trim	Voltage	Optics	Dimming*	Accessories
LED2IPM	B = Black W = White	120 277	19 = 19° 26 = 26°	TE = Trailing Edge (120V Only) LE = Leading Edge (120V Only) ND = Non-Dimming 010 = 0-10V DMX = DMX Basic	See Accessory Options

Maximum ambient temperature: 35°C
Maximum operating angle: 45° from vertical

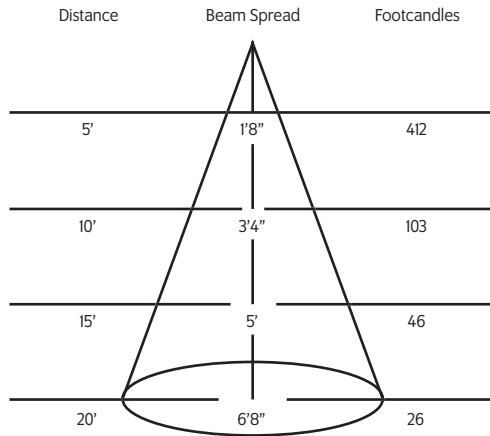
Example: LED2IPM-B-120-19-SPI

LED2IPM- _____ - _____ - _____ - _____

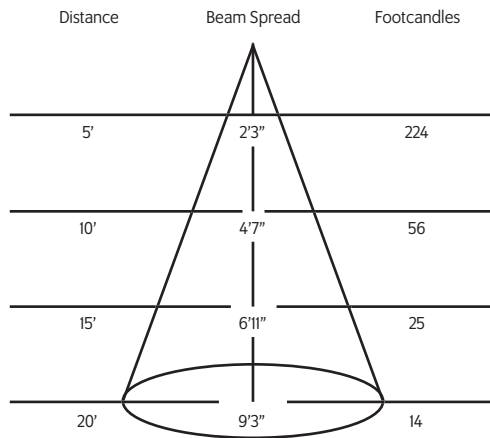
*Specification sheets are subject to change without notice.

Photometric Data

19° LENS TUBE



26° LENS TUBE



Patterns

For standard and custom patterns please see the pattern specification sheet. For a complete list, please contact a Times Square Lighting representative.

View Patterns: <http://tsq.li/2bMBz3l>



Accessories

SPI	Stock Pattern Steel
CPI	Custom Steel Pattern
PH2	Pattern Holder
4MCF	Color Frame
4MDN	Donut

