

LED9P

9W LED Projector, 960 Lumens



5 Holt Drive,
Stony Point, NY 10980
845-947-3034
www.tslight.com

The LED9P is a compact pattern projector that produces intense, sharp or soft edged beams of light. Utilizing an energy efficient LED source, this unit features a unique zoom focusing system that creates various spreads within the same fixture housing.

Built-in pattern slots make this unit capable of projecting stock and custom, steel or glass patterns. Available in black, white and silver finishes. Custom colors available by request and at an additional charge.

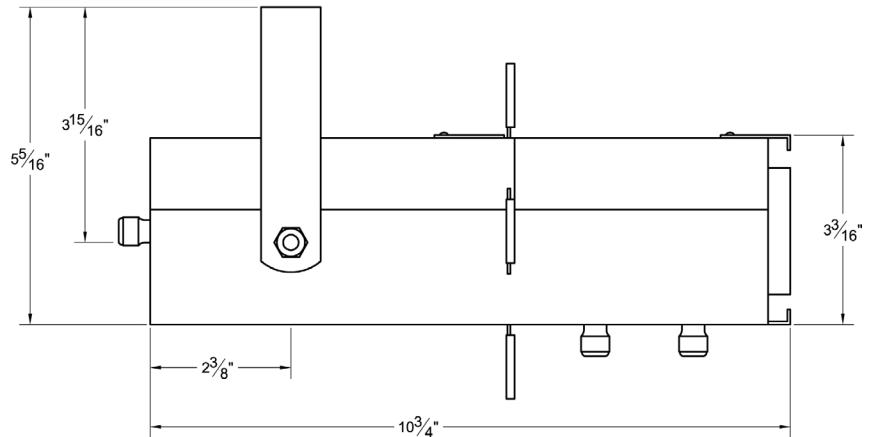
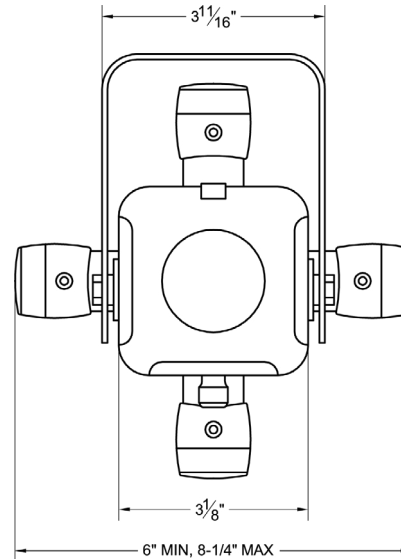
Manufactured in the USA - IBEW

PRODUCT LISTED
BY A NATIONALLY
RECOGNIZED
TESTING
LABORATORY



Features

- 10.8W, 960 Lumens
- Long life LED source
- 4-way adjustable framing shutters
- Zoom lens system
- Built-in pattern slot
- Fully dimmable
- Stock or custom, glass or steel patterns
- Numerous mounting options and accessories
- **Weight:** 3.6 lbs



Ordering Matrix

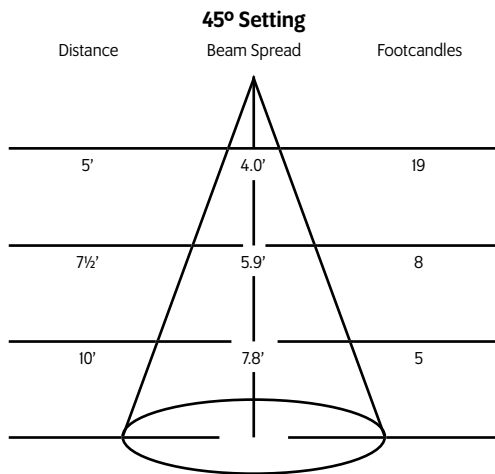
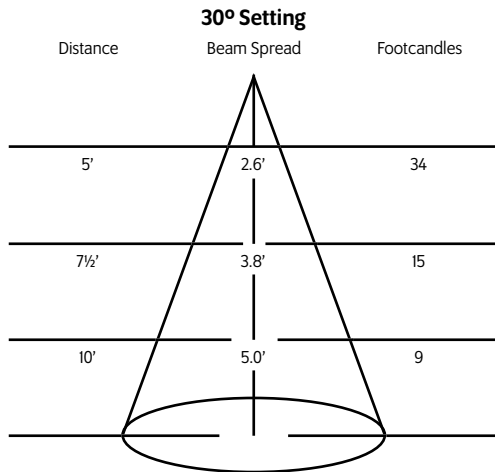
Model	Finish	CRI	COLOR TEMP	Mounting	Accessories
LED9P	B = Black W = White S = Silver CC = Custom Color	90 = 90 CRI 95 = 95 CRI	27 = 2700K 30 = 3000K	See Mounting Options	See Accessory Options

Example: LED9P-B-90-27-MN-PH6

LED9P - _____ - _____ - _____ - _____ - _____

*Specification sheets are subject to change without notice.

Photometric Data



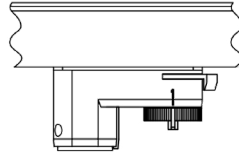
Mounting Options

AD1 Track adapter for commercial grade 1 & 2 circuit track. 120V. For use with Lightweight fixtures.

DT2 Track adapter for SpecTrack 2-Circuit data track. 120V.

TA2 Track adapter for G-Series specification grade 2-circuit track. 120V

TA3 Track adapter for G-Series specification grade 3-circuit track. 120V.



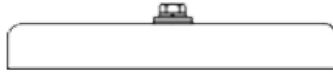
CM4 Canopy mount.



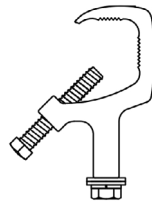
US1 6 5/8" x 1 1/2" Unistrut adapter.



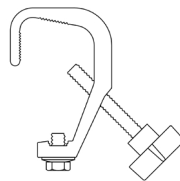
TB4 6 1/4" Portable wall mount/table base floor, wall or table use.



MC Light duty pipe clamp for small fixtures. For pipes up to 1 5/16" O.D.



MN Medium duty pipe clamp for small to large fixtures. For pipes up to 2" O.D.



PC9M Heavy duty pipe clamp for large, heavy fixtures. For pipes up to 2" O.D.

Accessories

PH6	Pattern Holder
PDE	Pattern Donut
SPE	Stock Pattern Steel
CPE	Custom Pattern Steel
GPE	Custom Pattern Glass
	Black and White
GPE2	Custom Pattern Glass 2-Color
GPE4	Custom Pattern Glass 4-Color
CF4	Color Frame
GF4	Glass Color Filter
DF4	Dichroic Color Filter
CC18	Coiled Cord
2I	Iris

Extension Wands


SP 12	12" Stem
SP 18	18" Stem
SP 24	24" Stem
SP X	Custom Length

Finish

B	Black
W	White
S	Silver
CC	Custom Color

Patterns

For standard and custom patterns please see the pattern specification sheet.



[Click here to download pattern datasheet.](#)

* For notes on dimming, please [click here](#).