



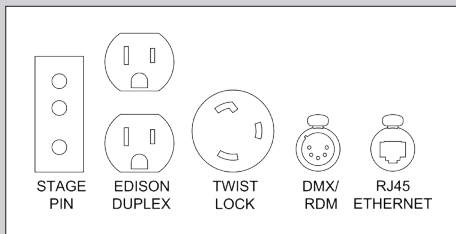
Manufactured in the USA - IBEW

PRODUCT LISTED BY A NATIONALLY RECOGNIZED TESTING LABORATORY

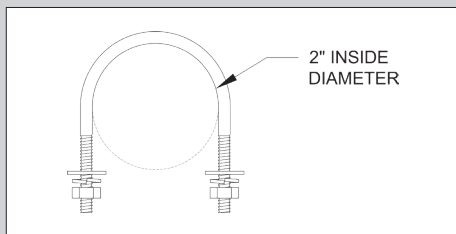
### Features

- Made of 18-gauge steel construction with cover plate & knockouts
- Pigtails or flush-mounted connectors
- Variety of connector types
- Different sizes available based on number of connectors needed
- Pipe-mounted units include U-Bolts
- Boxes with DMX/RDM Connectors provided with internal low voltage barrier

### Connectors



### Mounting Hardware



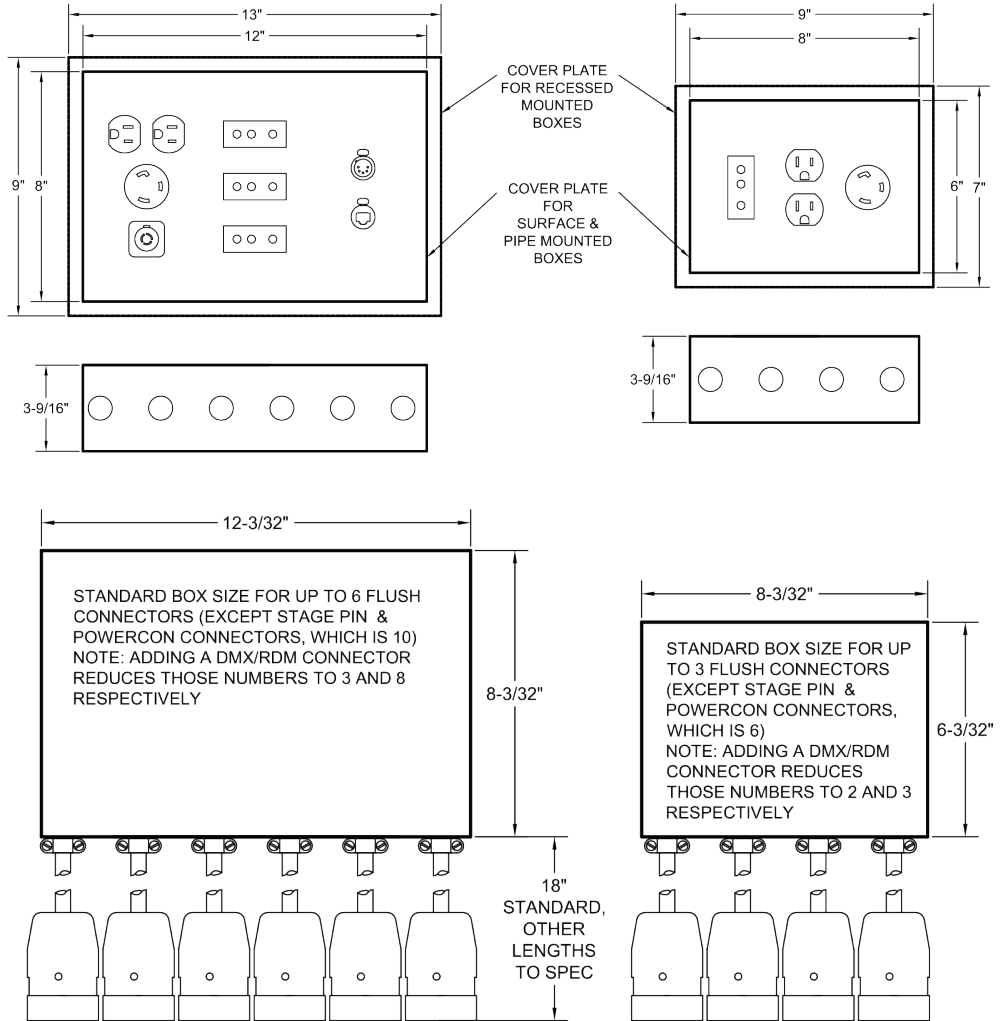
# Plug-In Boxes

## Specification Sheet



5 Holt Drive,  
Stony Point, NY 10980  
845-947-3034  
www.tslight.com

Times Square Lighting Plug-In Boxes are custom built to specification and distribute power to individual circuits. Boxes can be pipe-mounted, recessed, or flush-mounted. Connectors are available in a variety of types, and can be either flush or on pigtails.



### Ordering Matrix

Model	Mounting	Number of Connectors	Connector Type*	Connector Mounting	DMX/RDM Connector**
PB	RM = Recessed FM = Flush PM = Pipe	1 - 10†	SP = Stage Pin ED = Edison TL = Twist Lock PC = PowerCon True 1	FL = Flush PIG = 18" Pigtail PIG = Pigtail (Specify Length in Inches)	DMX = 5-Pin XLR E = RJ45 Ethernet

\* Custom mixed connector arrangements are available - consult factory.  
\*\* 8 flush Stage Pin connectors max, 3 flush duplex Edison connectors max, 3 Twist Lock connectors max, or 8 flush PowerCON connectors max when adding a DMX/RDM connector.  
† 6 flush Edison Duplex connectors max or 6 flush Twist Lock connectors max.

Example: PB-PM-4-SP-FL-DMX

PB- - - - -