



KL Fresnel

50W 3000K



5 Holt Drive
Stony Point, NY 10980
845-947-3034
tslight.com

KL FRESNEL 4 is a 50W 3,000K >97CRI Warm White LED fresnel, producing over 1,900 total lumen output, on par with compatible tungsten halogen models. Features include 14° to 30° wide manual zoom, manual and DMX controlled dimmer and shutter, rotary dimmer dial, smooth 16-bit selectable dimming modes and curves, LED refresh rate frequency adjustment for flicker free operation for TV and FILM, RDM (remote device management) protocol support, 5pin DMX and IP65 Locking Power Cable in/out connections, 4 button control panel, LCD menu display, multiple unit power linking, a universal auto switching power supply (100-240v), gel frame and rotating barn doors (included), and a 3 clamp position adjustable mounting yoke.

Electrical / Thermal

- AC 100-240V - 50/60Hz
- 50W Max Power Consumption
- 5°F to 113°F (-15°C to 45°C)
- **Power Linking:** 12Pcs @ 110V / 27Pcs @240V

Size / Weight

- **Length:** 13.6" (345mm)
- **Width:** 7.9" (201mm)
- **Vertical Height:** 11.4" (289mm)
- **Weight:** 9.0 lbs. (4.08 kg)

Included Items

- Gel Frame and Rotating Barn Doors
- IP65 Locking Power Cable
- Barn Doors

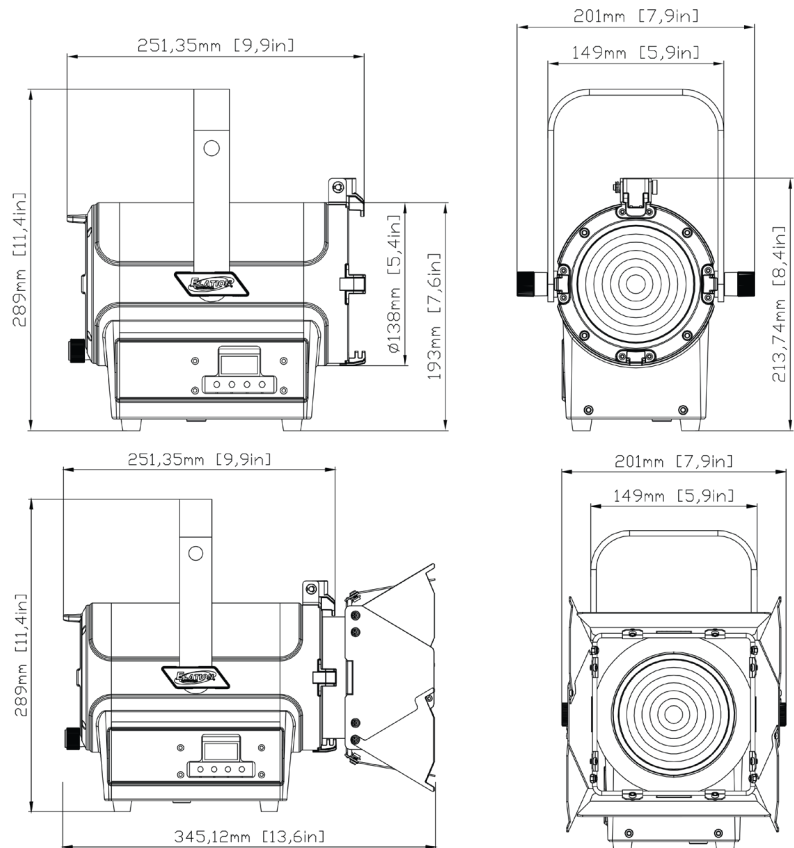
Source

- 50W 97CRI 3,000K Warm White LED
- 50,000 Hour Average LED Life*

* May vary depending on several factors including but not limited to: Environmental Conditions, Power/Voltage, Usage Patterns (On-Off Cycling), Control, and Dimming.

Color

- Warm White 3000K
- Manual and DMX Controlled Dimmer and Shutter
- Dimmer Rotary Dial
- (5) DMX Channel Modes (1 / 2 / 3 / 4 / 5)
- 4 Button Control Panel
- LCD Menu Display
- RDM (Remote Device Management)
- 5-pin DMX and IP65 Locking Cable In/Out
- With Wired Digital Communication Network



Features

- 50W 3,000K >97CRI Warm White LED Engine
- 1,900+ Total Lumen Output
- On Par with Tungsten Halogen Models
- 14° to 30° Wide Manual Zoom
- Manual and DMX Control
- Rotary Dimmer Dial
- Smooth 16-bit Selectable Dimming Modes and Curves
- LED Refresh Rate Adjustment
- Flicker Free Operation for TV and FILM
- RDM (Remote Device Management)
- Gel Frame and Rotating Barn Doors (included)
- 3 Clamp Position Adjustable Mounting Yoke

Approvals / Ratings

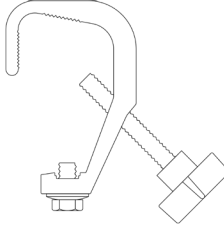
CE | cETLus | IP30

Effects

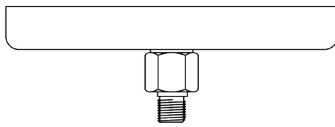
- Manual Zoom
- Electronic Dimmer and Strobe
- Variable 16-bit Dimming Modes and Curves

Mounting Options

MNB Clamp for pipe up to 2" OD



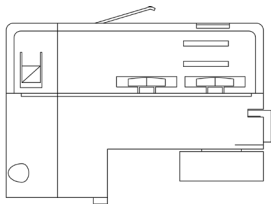
CM4 Canopy for mounting to J-box



US1 Unistrut mount

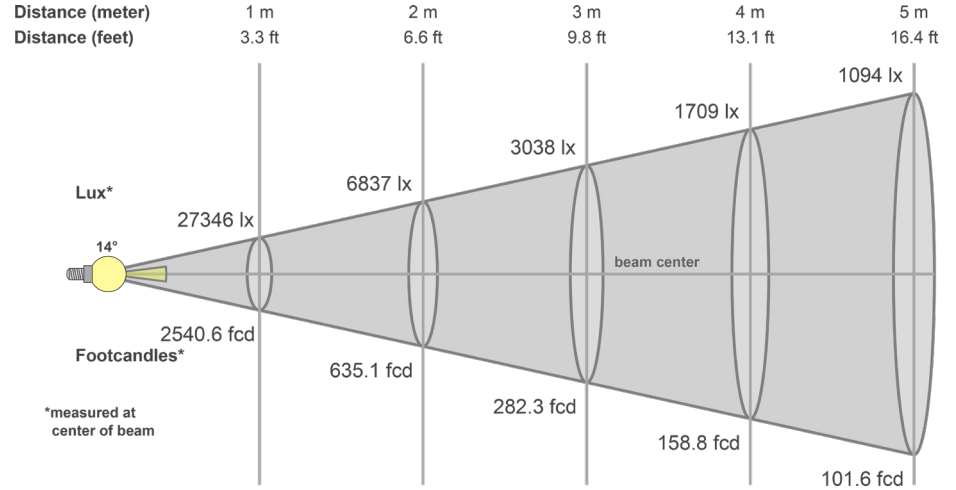


DT2 Track adapter (2 Required)

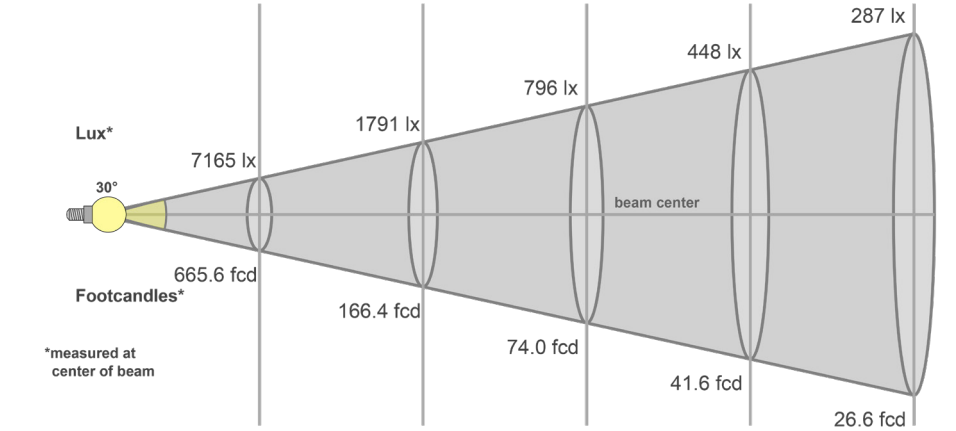


Photometric Data

- 1,900+ Total Lumen Output
- 6,837 LUX 635 FC @6.6' (2m) (Min Zoom / Full ON)
- 1,791 LUX 166 FC @6.6' (2m) (Max Zoom / Full ON)
- **Zoom Range:** 14° - 30°
- **Beam Angle:** 14.2° - 29.7°
- **Field Angle:** 23.2° - 48°



| | | | | | |
|---------------------------|--------|--------|--------|---------|---------|
| Beam width (meter) | 0.2 m | 0.5 m | 0.7 m | 1 m | 1.2 m |
| Beam width (feet) | 0.8 ft | 1.6 ft | 2.5 ft | 3.3 ft | 4.1 ft |
| Distance (meter) | 1 m | 2 m | 3 m | 4 m | 5 m |
| Distance (feet) | 3.3 ft | 6.6 ft | 9.8 ft | 13.1 ft | 16.4 ft |



| | | | | | |
|---------------------------|--------|--------|--------|-------|--------|
| Beam width (meter) | 0.5 m | 1.1 m | 1.6 m | 2.1 m | 2.7 m |
| Beam width (feet) | 1.7 ft | 3.5 ft | 5.2 ft | 7 ft | 8.7 ft |