

CR100-DMX / CR100-DALI / CR100-D/0

80W 9800 LUMEN LED

MANUFACTURED IN THE UNITED STATES - IBEW



PRODUCT LISTED
BY A NATIONALLY
RECOGNIZED
TESTING
LABORATORY



The CR100-DMX, CR100-DALI or CR100-D/0 is a powerful LED fixture designed for medium to long throw applications. This efficient, 80-watt LED fixture can produce a 12° degree beam that rivals line voltage PAR technology. Both models use a Citizen CITED LED array that delivers a high lumen output and uniform color.

These fixtures are available in Black, White, and Silver finishes. Custom colors are available upon request.

LED SPECIFICATIONS

- Citizen CITED LED array
- Color Temperature Options: 2700K, 3000K, 3500K, 4000K, 5000K, 5700K
- CRI: 80 standard or 92 optional
- Lumen Maintenance: 90% of initial lumen output at 33,000 hours on LM-80 testing
- No UV or IR

CRI	TOTAL WATTAGE*	LUMEN	EFFICACY (LM/W)
80	80	9800	123
92	80	8600	108

* Total wattage equals LED plus driver. Delivered lumen may vary depending on LED module, color temperature, optics, and accessories. Testing done with 3000K COB.

CONSTRUCTION

- Steel & aluminum housing with black, white or silver finish
- Internal accessory holder holds multiple accessories.
- Weight: 7 lbs.

ELECTRICAL

- Integral electronic driver
- 100-277V, 50/60Hz
- Meets FCC 47 CFR Part 15/18 Requirements

DIMMING

- Supports DMX / RDM dimming, DALI 2 or functions with standard 0-10V dimmers
- Dims to 0.1% (Dims to off with 0-10V dimmers)
- Logarithmic dimming curve

OPTICS

- 12°, 19°, 33° 40°, 48°, 55°, and 64° field - changeable reflectors

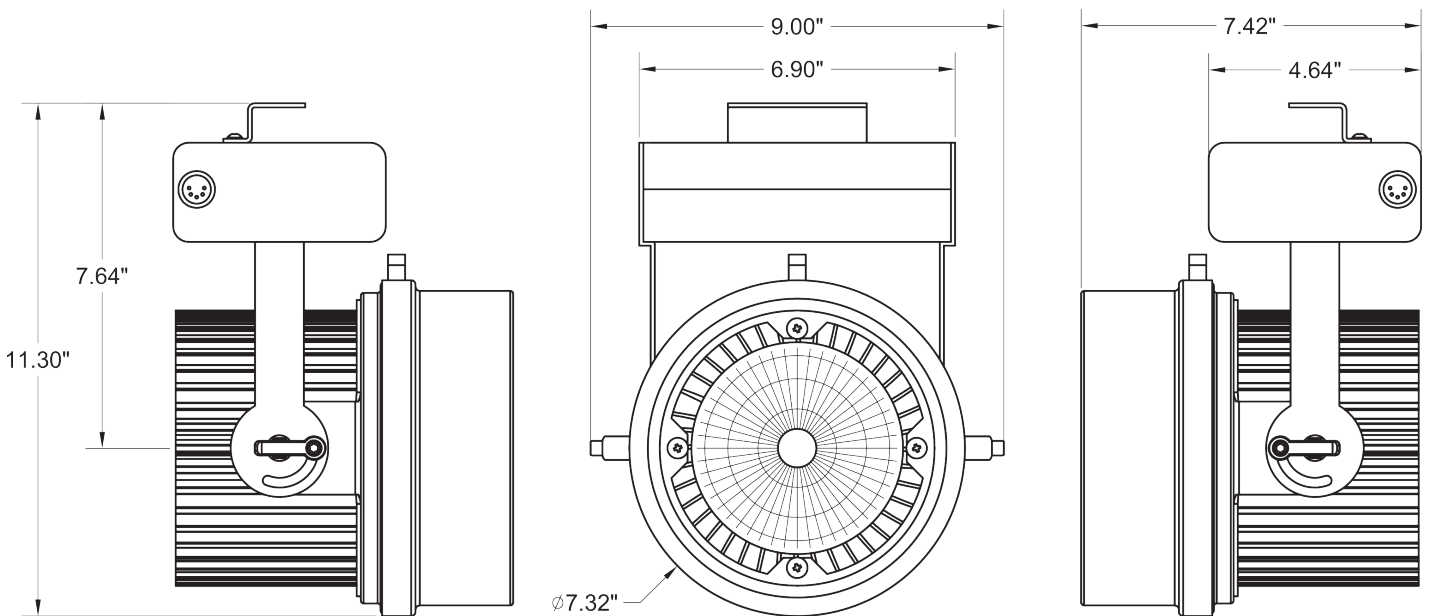
CR100-DMX / CR100-DALI / CR100-D/O

80W 9800 LUMEN LED

MANUFACTURED IN THE UNITED STATES - IBEW



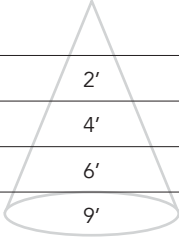
PRODUCT LISTED
BY A NATIONALLY
RECOGNIZED
TESTING
LABORATORY



PHOTOMETRIC DATA

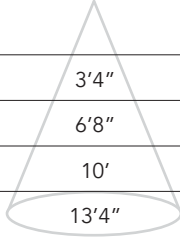
12° Spot Reflector

Distance	Beam Spread	Footcandles
10'	2'	780
20'	4'	195
30'	6'	87
40'	9'	49



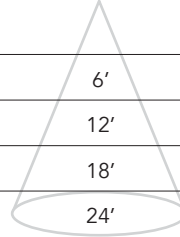
19° Spot Reflector

Distance	Beam Spread	Footcandles
10'	3'4"	328
20'	6'8"	82
30'	10'	36
40'	13'4"	21



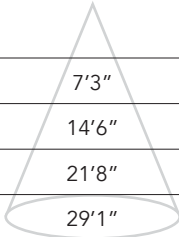
33° Spot Reflector

Distance	Beam Spread	Footcandles
10'	6'	160
20'	12'	40
30'	18'	18
40'	24'	10



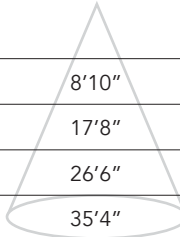
40° Spot Reflector

Distance	Beam Spread	Footcandles
10'	7'3"	130
20'	14'6"	33
30'	21'8"	14
40'	29'1"	8



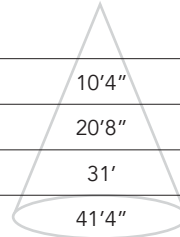
48° Spot Reflector

Distance	Beam Spread	Footcandles
10'	8'10"	88
20'	17'8"	22
30'	26'6"	10
40'	35'4"	6



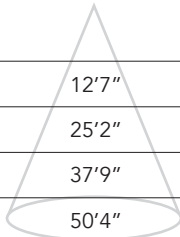
55° Spot Reflector

Distance	Beam Spread	Footcandles
10'	10'4"	79
20'	20'8"	20
30'	31'	9
40'	41'4"	5



64° Spot Reflector

Distance	Beam Spread	Footcandles
10'	12'7"	55
20'	25'2"	14
30'	37'9"	6
40'	50'4"	4



CR100-DMX / CR100-DALI / CR100-D/O

80W 9800 LUMEN LED

MANUFACTURED IN THE UNITED STATES - IBEW



PRODUCT LISTED
BY A NATIONALLY
RECOGNIZED
TESTING
LABORATORY

MOUNTING OPTIONS

- DT2 Track adapter for SpecTrack 2-Circuit data track. 120V.
- HDT2 Track adapter for SpecTrack 2-Circuit data track. 277V.
- GAC 3-Circuit track adapter for databus pulse track. 120V.
- CT Terminal Blocks in canopy - DMX only.
- CM4 Canopy Mount - DALI or D/O only.
- US1 6-5/8" x 1-1/2" Unistrut Adapter *†
- TB8 8" x 8" Portable table base for floor and table use *†
- MC Light duty pipe clamp for small fixtures. For pipes up to 1 5/16" O.D. *†
- MN Medium duty pipe clamp for small to large fixtures. For pipes up to 2" O.D. *†
- PC9M Heavy duty pipe clamp for large, heavy fixtures. For pipes up to 2" O.D. *†

EXTENSION WANDS

- | | |
|-------|---------------|
| SP 12 | 12" Stem |
| SP 18 | 18" Stem |
| SP 24 | 24" Stem |
| SP X | Custom Length |

* **For DMX Models:** Supplied with power cord and two data connectors (not for use with Track Adapters).

† Not available for DALI or D/O Models.

ACCESSORIES

- | | |
|---------|---------------------------|
| LV9 | Louver |
| LV9BD | Louver (for use with BD9) |
| BD9 | Barndoor |
| HD9 | Hood |
| SH9 | Sparkle Hood |
| XH9 | Cross Baffle Hood |
| CF9 | Color Frame |
| GF9 | Glass Color Filter |
| DF9 | Dichroic Color Filter |
| GF9-600 | 5° x 50° Linear Lens |
| GF9-601 | Beam Softener |
| GF9-673 | 50° x 50° Spread Lens |
| CC18 | Coiled Cord |
| SC-24 | Safety Cable |

NOTES ON DIMMING

Visit tslight.com/resources or scan the QR Code.



SPECIFY:

MODEL		LED MODULE	COLOR TEMPERATURE	
CR100		80 92	27 = 2700K 30 = 3000K 35 = 3500K 40 = 4000K 50 = 5000K 57 = 5700K *	
FINISH		VOLTAGE	OPTICS	
B = Black W = White S = Silver CC = Custom Color		120 277	12 = 12° 19 = 19° 33 = 33° 40 = 40° 48 = 48° 55 = 55° 64 = 64°	
MOUNTING	DIMMING †	CONTROL / DMX CONNECTOR (If Required)		ACCESSORIES
See Mounting Options for Ordering Codes	DX = DMX Basic DA = DALI 2 D/O = 0-10V Dim to Off	3 = 3-Pin XLR 5 = 5-Pin XLR E = RJ45 Ethernet		See Accessory Options for Ordering Codes

Maximum Ambient Temperature: 35°C

* 80 CRI Only

† See "Notes on Dimming"

Maximum Operating Angle: 45° from vertical

ORDERING INFORMATION

PROJECT:	
LOCATION:	
QUANTITY:	
CONTACT:	
PHONE:	
EMAIL:	

EXAMPLE: CR100-9230-B-120-12-DT2-DX

MODEL	LED MODULE	COLOR TEMPERATURE	FINISH	VOLTAGE	OPTICS	MOUNTING	DIMMING	CONNECTOR	ACCESSORIES
CR100									