



Manufactured in the USA - IBEW




LED

- 9° SORAA lamp included - use snaps to change the beam angle.
- Color temp options: 2700K, 3000K, 4000K
- CRI: 85 or 95
- No UV or IR

Dimming*

- Trailing edge (ELV)
- Leading edge (Triac)



Snap Lenses

* Specification sheets are subject to change without notice.

L4M 18.5W LED



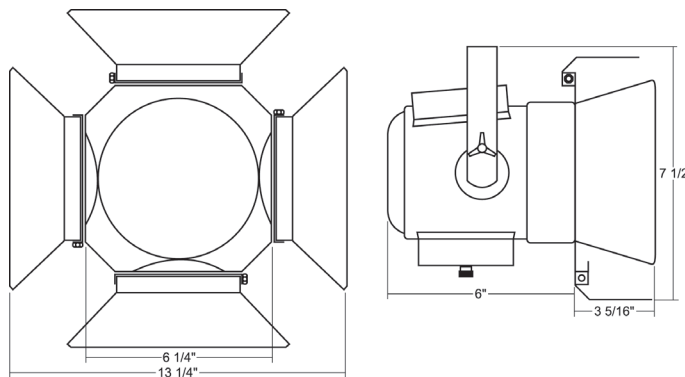
5 Holt Drive,
Stony Point, NY 10980
845-947-3034
info@tslight.com

The L4M is a theatrical styled unit with an integral barndoor to control light spill. It's ideal for galleries and retail applications where a retro style unit is desired.

By utilizing Soraa's Snap System, there are unlimited possibilities for customizing this fixture. Options include the ability to field change the beam angle (Beam Spreader Snap), alter color temperature (CTO Snap), or to add a louver. Color Snaps can be used to produce brilliant hues of any color that Rosco or Lee offer.

The Enhance Lens Snap can increase the vividness of warm colors (including red, orange and pink and greens). Aim Snaps can bend the beam to a maximum deflection angle of 20°. Linear Snap Lenses can alter the beam to act as a wall wash.

Additional fixture features include an internal self-locking yoke, adjustable head and hinged front for easy re-lamping. Internal accessory holder accepts louvers, barndoors, hoods and a variety of filters. Available in standard black, white and silver finishes. Custom colors are available by request and at an additional charge.



Features:

- Theatrical design
- Locking barndoors
- Numerous mounting options and accessories
- Weight: 2.7 lbs
- Dimmable within forward and reverse phase dimmers

Lamp Type	Watts	CRI	Lumens*
Brilliant	18.5	85 (R9=0)	1280
Vivid	18.5	95 (R9=95)	1000

* Lumens vary depending on color temperature – results for 3000K lamp used above

Ordering Matrix

Model	CRI	Color Temperature	Color	Mounting Options	Accessories
L4M	95 85	27 = 2700K 30 = 3000K 40 = 4000K	B = Black W = White S = Silver CC = Custom Color	See Mounting Options	See Accessory Options

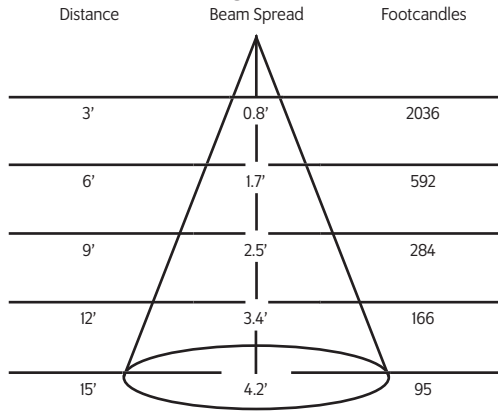
* All fixtures sold with 9° beam angle lamps - use Beam Spreaders to achieve desired angle.

Example: L4M-95-27-B-ADI-01145

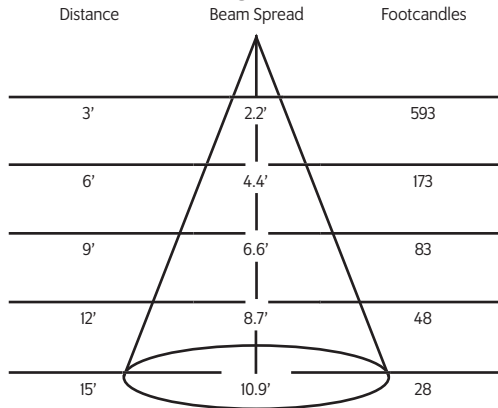
L4M - _____ - _____ - _____ - _____ - _____

Photometrics

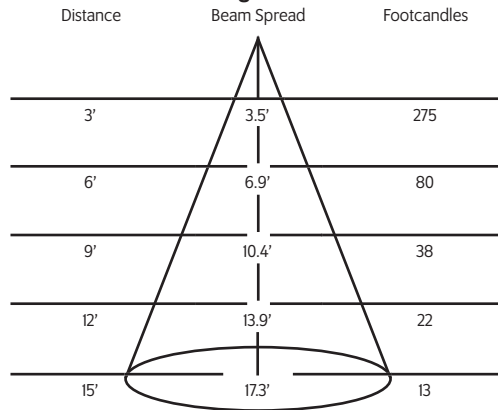
9° Degree Beam



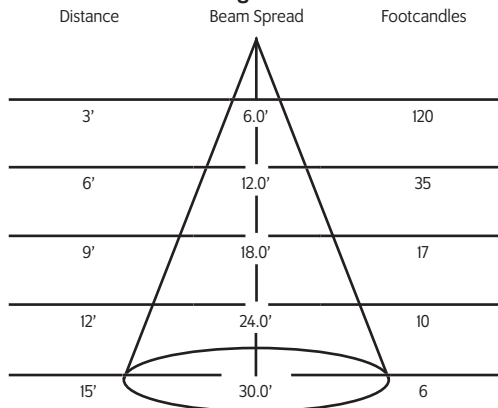
25° Degree Beam



36° Degree Beam



60° Degree Beam



* Testing done on 3000K unit: Lumen output changes based on color temperature.

Mounting Options

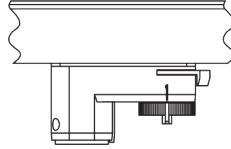
AD1 Track Adapter for commercial grade 1-circuit track. 120V. For use with lightweight fixtures.

DT2 Track adapter for SpecTrack 2-Circuit data track. 120V.

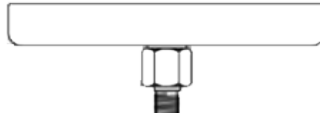
HDT2 Track adapter for SpecTrack 2-Circuit data track. 277V.

TA2 Track adapter for G-Series specification grade 2-circuit track. 120V.

TA3 Track adapter for G-Series specification grade 3-circuit track. 120V.



CM4 Canopy Mount



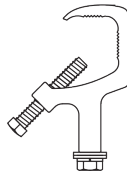
US1 6⁵/₈" x 1¹/₂" Unitrut Adapter



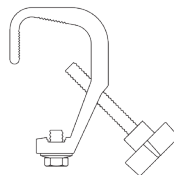
TB4 6¹/₄" Portable wall mount/table base floor, wall or table use.



MC Light duty pipe clamp for small fixtures. For pipes up to 15/16" O.D.



MN Medium duty pipe clamp for small to large fixtures. For pipes up to 2" O.D.



Accessories

01145	25° Beam Spreader Snap
01147	36° Beam Spreader Snap
01149	60° Beam Spreader Snap
01595	10°-36° Linear Snap
03261	10°-60° Linear Snap
01597	36°X36° Flat Top Snap
01151	40° Cutoff Louver
03257	20° Maximum Deflection Snap
01153	¼ Color Temperature Shift Snap
01155	½ Color Temperature Shift Snap
01157	¾ Color Temperature Shift Snap
03283	Enhance Snap
02185-C	Color Snap (Specify Color)
CC18	Coil Cord

Extension Wands

SP12	12" Stem
SP18	18" Stem
SP24	24" Stem
SPX	Custom Length

IES Files

Visit tslight.com to find comprehensive IES data.