

P38SK

PAR38 SORAA LED GIMBAL

MANUFACTURED IN THE UNITED STATES - IBEW



PRODUCT LISTED
BY A NATIONALLY
RECOGNIZED
TESTING
LABORATORY



The P38SK is ideal for short to medium throw lighting in galleries, museums, retail and residential applications. Equipped with a self-locking yoke and accessory-retaining clips that accepts louvers, barndoors, hoods and filters. Available in standard black, white and silver finishes. Custom colors are available by request and at an additional charge.

By utilizing Soraa's Snap System, there are unlimited possibilities for customizing this fixture. Options include the ability to field change the beam angle (Beam Spreader Snap), alter color temperature (CTO Snap), or to add a louver. Color Snaps can be used to produce brilliant hues of any color that Rosco or Lee offer.

The Enhance Lens Snap can increase the vividness of warm colors (including red, orange and pink and greens). Aim Snaps can bend the beam to a maximum deflection angle of 20°. Linear Snap Lenses can alter the beam to act as a wall wash.

FEATURES

- Accepts PAR38 lamps and LED's
- Numerous mounting options and accessories
- Weight: 1 lbs.

LAMP TYPE	CCT	WATTS	CRI	LUMENS
Vivid	2700K	18.5	95	930
Vivid	3000K	18.5	95	1000
Brilliant	2700K	14	92	1190
Brilliant	3000K	14	92	1230

LED SPECIFICATIONS

- 10° SORAA lamp included - use snaps to change the beam angle.
- Color Temperature Options: 2700K, 3000K
- CRI: 92 or 95
- No UV or IR

DIMMING

- Trailing edge (ELV)
- Leading edge (Triac)

LIGHT BLOCKING SCREENS

Stainless steel screens used singly or in combinations to block transmitted light without changing color temperature.

LBS8-20	20% Light Blocking
LBS8-30	30% Light Blocking
LBS8-40	40% Light Blocking

CONNECTOR / PLUG-IN (OPTIONAL)

ED	Edison Connector
TL	Twist Lock Connector
SP	Stage Pin Connector

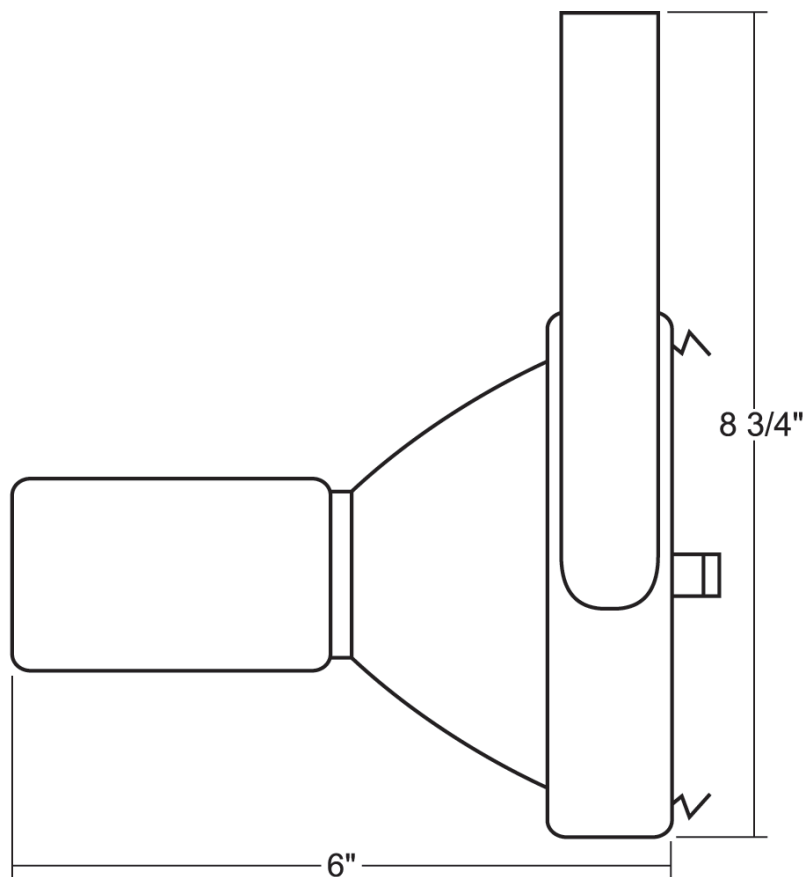
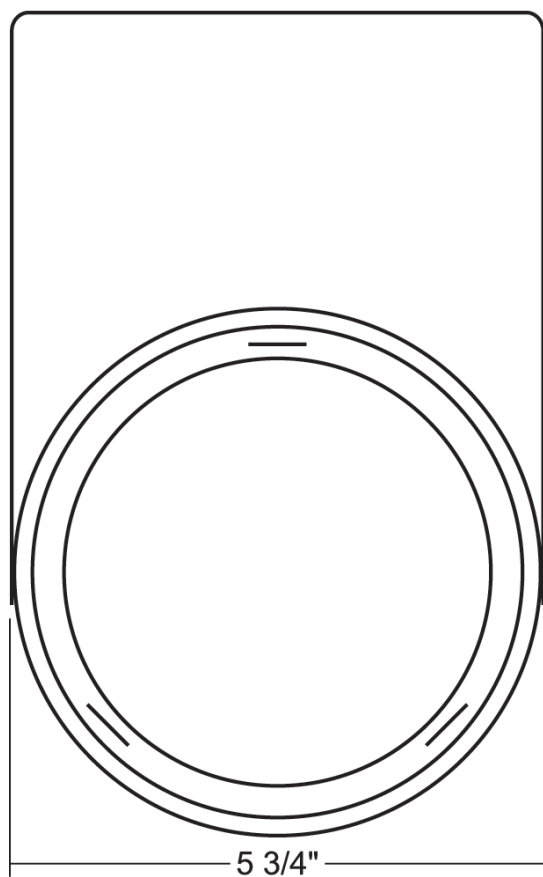
P38SK

PAR38 SORAA LED GIMBAL

MANUFACTURED IN THE UNITED STATES - IBEW



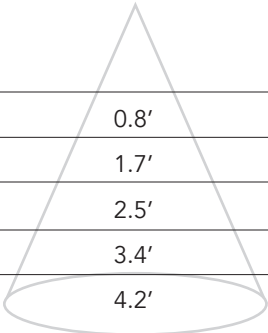
PRODUCT LISTED
BY A NATIONALLY
RECOGNIZED
TESTING
LABORATORY



PHOTOMETRIC DATA

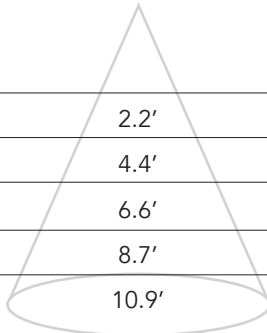
9° Degree Beam

Distance	Beam Spread	Footcandles
3'	0.8'	2036
6'	1.7'	592
9'	2.5'	284
12'	3.4'	166
15'	4.2'	95



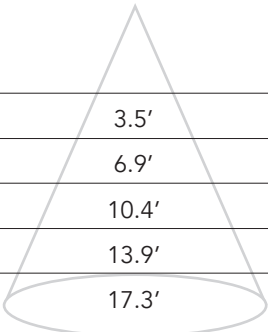
25° Degree Beam

Distance	Beam Spread	Footcandles
3'	2.2'	593
6'	4.4'	173
9'	6.6'	83
12'	8.7'	48
15'	10.9'	28



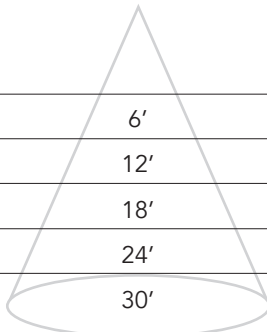
36° Degree Beam

Distance	Beam Spread	Footcandles
3'	3.5'	275
6'	6.9'	80
9'	10.4'	38
12'	13.9'	22
15'	17.3'	13



60° Degree Beam

Distance	Beam Spread	Footcandles
3'	6'	120
6'	12'	35
9'	18'	17
12'	24'	10
15'	30'	6



P38SK

PAR38 SORAA LED GIMBAL

MANUFACTURED IN THE UNITED STATES - IBEW



PRODUCT LISTED
BY A NATIONALLY
RECOGNIZED
TESTING
LABORATORY

MOUNTING OPTIONS

AD1 Track Adapter for commercial grade 1-circuit track. 120V. For use with lightweight fixtures.

T1 Track adapter for commercial grade 1 & 2 circuit track. 120V. For use with larger, heavier fixtures.

TA2 Track adapter for G-Series specification grade 2-circuit track. 120V or 277V.

TA3 Track adapter for G-Series specification grade 3-circuit track. 120V.

TA1 Track adapter for E-Series specification grade track. 1 or 2 circuit. 120V.

CM4 Canopy mount.

US1 6 5/8" x 1 1/2" Unistrut adapter.

TB4 6 1/4" Portable wall mount/table base floor, wall or table use.

TB8 8" x 8" Portable table base for floor or table use.

MC Light duty pipe clamp for small fixtures. For pipes up to 1 5/16" O.D.

MN Medium duty pipe clamp for small to large fixtures. For pipes up to 2" O.D.

PC9M Heavy duty pipe clamp for large, heavy fixtures. For pipes up to 2" O.D.

EXTENSION WANDS

SP12	12" Stem
SP18	18" Stem
SP24	24" Stem
SPX	Custom Length

ACCESSORIES

LV7	Louver
XL7	Cross Baffle Louver
BD7	Barndoor
HD7	Hood
XH7	Cross Baffle Hood
CF7	Color Frame
GF7	Glass Color Filter
GF7-600	5°x50° Linear Lens
GF7-601	Beam Softener
GF7-673	50°x50° Spread Lens
CC18	Coiled Cord
SC-24	Safety Cable

SNAP ACCESSORIES

01145	25° Beam Spreader Snap
01147	36° Beam Spreader Snap
01149	60° Beam Spreader Snap
01595	10°-36° Linear Snap
03261	10°-60° Linear Snap
01597	36°X36° Flat Top Snap
01151	40° Cutoff Louver
03257	20° Maximum Deflection Snap
01153	1/4 Color Temperature Shift Snap
01155	1/2 Color Temperature Shift Snap
01157	3/4 Color Temperature Shift Snap
03283	Enhance Snap
02185-C	Color Snap (Specify Color)

NOTES ON DIMMING

Visit tslight.com/resources or scan the QR Code.



SPECIFY:

MODEL	CRI	COLOR TEMPERATURE
P38SK	95 92	27 = 2700K 30 = 3000K
FINISH	MOUNTING OPTIONS	ACCESSORIES
B = Black W = White S = Silver CC = Custom Color	See Mounting Options for Ordering Codes	See Accessory Options for Ordering Codes

All fixtures sold with 10° beam angle lamps – use Beam Spreaders to achieve desired angle.

ORDERING INFORMATION

PROJECT:	
LOCATION:	
QUANTITY:	
CONTACT:	
PHONE:	
EMAIL:	

EXAMPLE: P38SK-9527-B-AD1-LV6

MODEL	CRI	COLOR TEMPERATURE	FINISH	MOUNTING OPTIONS	ACCESSORIES
P38SK					