

CR100

80W 9800 LUMEN LED

MANUFACTURED IN THE UNITED STATES - IBEW



PRODUCT LISTED
BY A NATIONALLY
RECOGNIZED
TESTING
LABORATORY



The CR100 is a powerful LED fixture designed for medium to long throw applications. This efficient, 80-watt LED fixture can produce a beam that rivals line voltage PAR technology. The CR100 utilizes a Cree XLamp LED array that delivers a high lumen output and uniform color. The available beam angles are 12°, 19°, 33°, 40°, 48°, 55° and 64°.

The CR100 is available in Black, White, and Silver finishes. Custom colors are available upon request.

LED SPECIFICATIONS

- 2700K, 3000K, 3500K, 4000K, 5000K
- CRI: 80 Standard or 92 Optional
- Beam Angle: 12°, 19°, 33°, 40°, 48°, 55°, 64°
- Cree XLamp LED array
- No UV or IR

CRI	TOTAL WATTAGE*	LUMEN	EFFICACY (LM/W)
80	80	9800	123

* Total wattage equals LED plus driver. Delivered lumen may vary depending on LED module, color temperature, optics, and accessories. Testing done with 3000K LED array.

* Testing done with 4000K COB.

CONSTRUCTION

- Steel & aluminum housing with black, white or silver finish
- Internal multiple accessory holder
- Weight: 7 lbs.

ELECTRICAL

- Integral electronic driver
- 100-277V, 50/60Hz
- Meets FCC 47 CFR Part 15/18 Requirements

DIMMING

- Trailing Edge (ELV): 120V
- Leading Edge (Triac): 120V
- 0-10V: 120-277V with surface mounting.
- Dims to 0.1% on 0-10V or 1% minimum on most phase dimmers
- Dims to 0.1% on 0-10V or 1% on most theatrical style rack mount leading edge dimmers.

OPTICS

- 12°, 19°, 33°, 40°, 48°, 55°, and 64° field - changeable reflectors

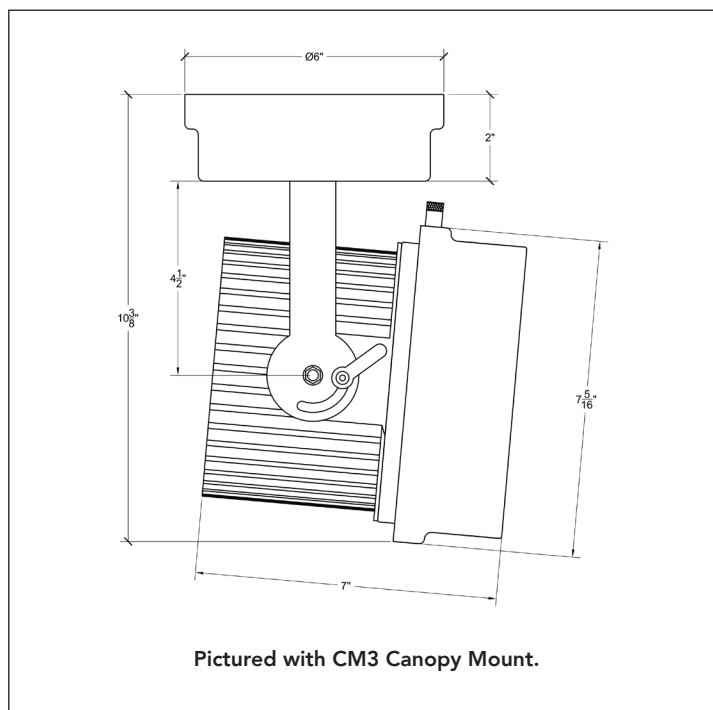
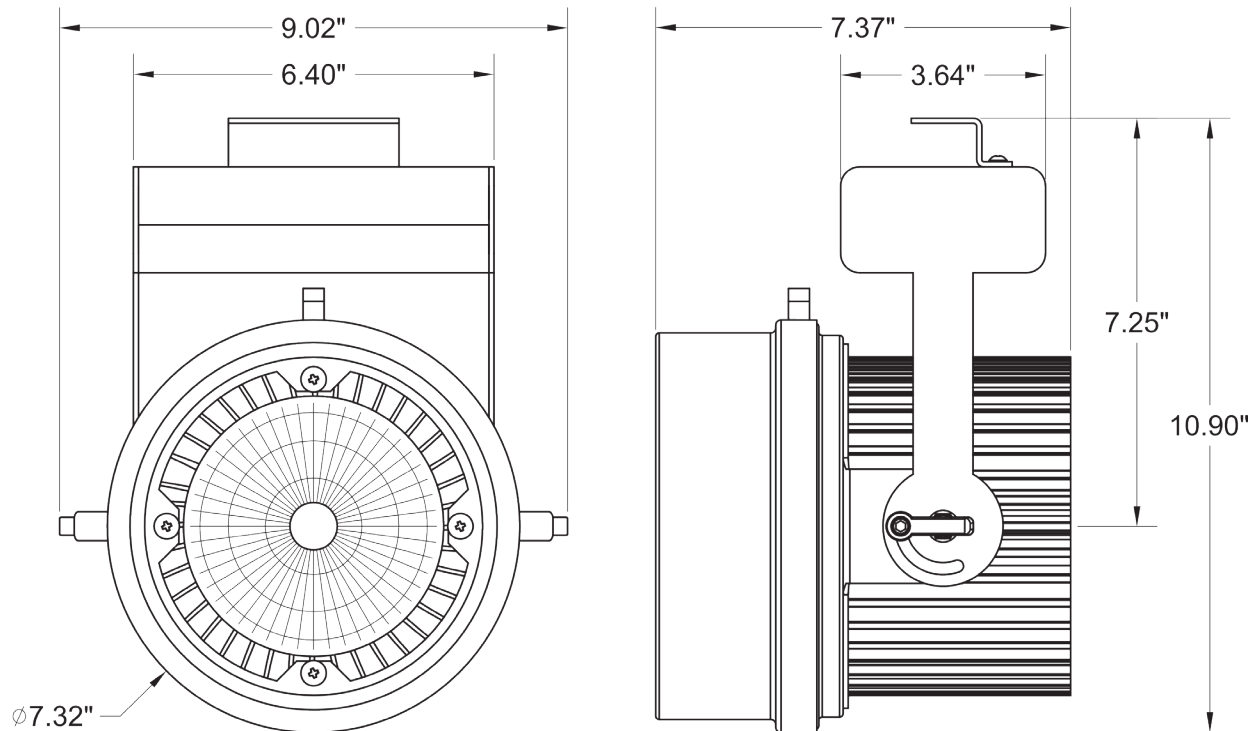
CR100

80W 9800 LUMEN LED

MANUFACTURED IN THE UNITED STATES - IBEW



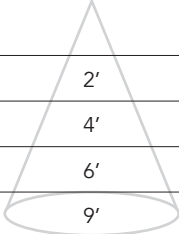
PRODUCT LISTED
BY A NATIONALLY
RECOGNIZED
TESTING
LABORATORY



PHOTOMETRIC DATA

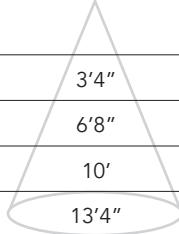
12° Spot Reflector

Distance	Beam Spread	Footcandles
10'	2'	780
20'	4'	195
30'	6'	87
40'	9'	49



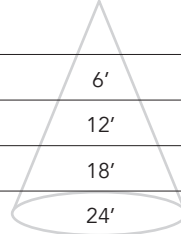
19° Spot Reflector

Distance	Beam Spread	Footcandles
10'	3'4"	328
20'	6'8"	82
30'	10'	36
40'	13'4"	21



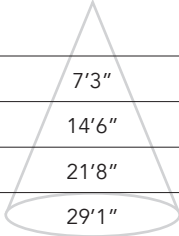
33° Spot Reflector

Distance	Beam Spread	Footcandles
10'	6'	160
20'	12'	40
30'	18'	18
40'	24'	10



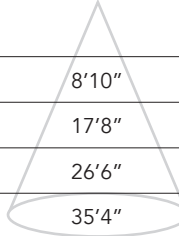
40° Spot Reflector

Distance	Beam Spread	Footcandles
10'	7'3"	130
20'	14'6"	33
30'	21'8"	14
40'	29'1"	8



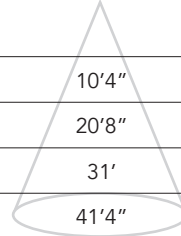
48° Spot Reflector

Distance	Beam Spread	Footcandles
10'	8'10"	88
20'	17'8"	22
30'	26'6"	10
40'	35'4"	6



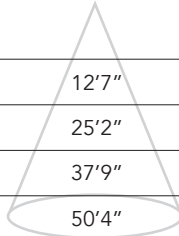
55° Spot Reflector

Distance	Beam Spread	Footcandles
10'	10'4"	79
20'	20'8"	20
30'	31'	9
40'	41'4"	5



64° Spot Reflector

Distance	Beam Spread	Footcandles
10'	12'7"	55
20'	25'2"	14
30'	37'9"	6
40'	50'4"	4



CR100

80W 9800 LUMEN LED

MANUFACTURED IN THE UNITED STATES - IBEW



PRODUCT LISTED
BY A NATIONALLY
RECOGNIZED
TESTING
LABORATORY

MOUNTING OPTIONS

DT2 2-Circuit track adapter for SpecTrac Databus.120V.

HDT2 Track adapter for SpecTrack 2-Circuit data track.
277V.

TA2 Track adapter for G-Series specification grade
2-circuit track. 120V.

HTA2 Track adapter for G-Series specification grade
2-circuit track. 277V.

TA3 Track adapter for G-Series specification grade
3-circuit track. 120V.

CM3 Canopy Mount

US1 6-5/8" x 1-1/2" Unistrut Adapter

TB8 8" x 8" Portable table base for floor and table use

MN Medium duty pipe clamp for small to large fix-
tures. For pipes up to 2" O.D.

PC9M Heavy duty pipe clamp for large, heavy fixtures.
For pipes up to 2" O.D.

EXTENSION WANDS

SP 12	12" Stem
SP 18	18" Stem
SP 24	24" Stem
SP X	Custom Length

ACCESSORIES

LV9	Louver
LV9BD	Louver (for use with BD9)
BD9	Barndoor
HD9	Hood
SH9	Sparkle Hood
XH9	Cross Baffle Hood
CF9	Color Frame
GF9	Glass Color Filter
DF9	Dichroic Color Filter
GF9-600	5° x 50° Linear Lens
GF9-601	Beam Softener
GF9-673	50° x 50° Spread Lens
CC18	Coiled Cord
SC-24	Safety Cable

NOTES ON DIMMING

Visit tslight.com/resources or scan the QR Code.



SPECIFY:

MODEL	LED MODULE	COLOR TEMPERATURE
CR100	80 92	27 = 2700K 30 = 3000K 35 = 3500K 40 = 4000K 50 = 5000K 57 = 5700K
FINISH	VOLTAGE	OPTICS
B = Black W = White S = Silver CC = Custom Color	120 277	12 = 12° Degree 19 = 19° Degree 33 = 33° Degree 40 = 40° Degree 48 = 48° Degree 55 = 55° Degree 64 = 64° Degree
MOUNTING	DIMMING †	ACCESSORIES
See Mounting Options for Ordering Codes	PH = Phase Dimming (Leading/Trailing Edge) * 010 = 0-10V Dimming	See Accessory Options for Ordering Codes

Maximum Ambient Temperature: 35°C
Maximum Operating Angle: 45° from vertical

* 120V Only

† See "Notes on Dimming"

ORDERING INFORMATION

PROJECT:	
LOCATION:	
QUANTITY:	
CONTACT:	
PHONE:	
EMAIL:	

EXAMPLE: CR100-9230-B-120-12-DT2-DXE

MODEL	LED MODULE	COLOR TEMPERATURE	FINISH	VOLTAGE	OPTICS	MOUNTING	DIMMING	ACCESSORIES
CR100								