

# LD16V

## MR16 SORAA LED

MANUFACTURED IN THE UNITED STATES - IBEW



PRODUCT LISTED  
BY A NATIONALLY  
RECOGNIZED  
TESTING  
LABORATORY



This fixture features a sleek, modern design and is ideal for any interior space, including museums, galleries and retail settings.

By utilizing Soraa's Snap System, there are unlimited possibilities for customizing this fixture. Options include the ability to field change the beam angle (Beam Spreader Snap), alter color temperature (CTO Snap), or to add a louver. Color Snaps can be used to produce brilliant hues of any color that Rosco or Lee offer.

The Enhance Lens Snap can increase the vividness of warm colors (including red, orange and pink and greens). Aim Snaps can bend the beam to a maximum deflection angle of 20°. Linear Snap Lenses can alter the beam to act as a wall wash.

### FEATURES

- Industry leading lumen maintenance and color point stability
- Snap lenses provide numerous customization options including adding color
- 120/277V AC
- Power factor 0.92
- Dimmable with forward and reverse phase dimmers
- Numerous mounting options

### LED SPECIFICATIONS

- 10° SORAA lamp included - use snaps to change the beam angle.
- Color Temperature Options: 2700K, 3000K, 4000K
- CRI: 90 or 95
- No UV or IR

LAMP TYPE	WATTS	CRI	LUMENS*
Brilliant	7.5	90 (R9=0)	600
Vivid	7.5	95 (R9=95)	410

\* Lumens vary depending on color temperature – results for 3000K lamp used above.

### CONSTRUCTION

- Extruded aluminum housing with black, white or silver finish
- 0-180° tilt, 360° rotation
- Accepts accessories

### DIMMING

- Electronic driver
- 100-277V, 50/60 Hz.
- Meets FCC 47 CFR Part 15/18 Requirements

### DIMMING

- Trailing edge (ELV)
- Leading edge (Triac)

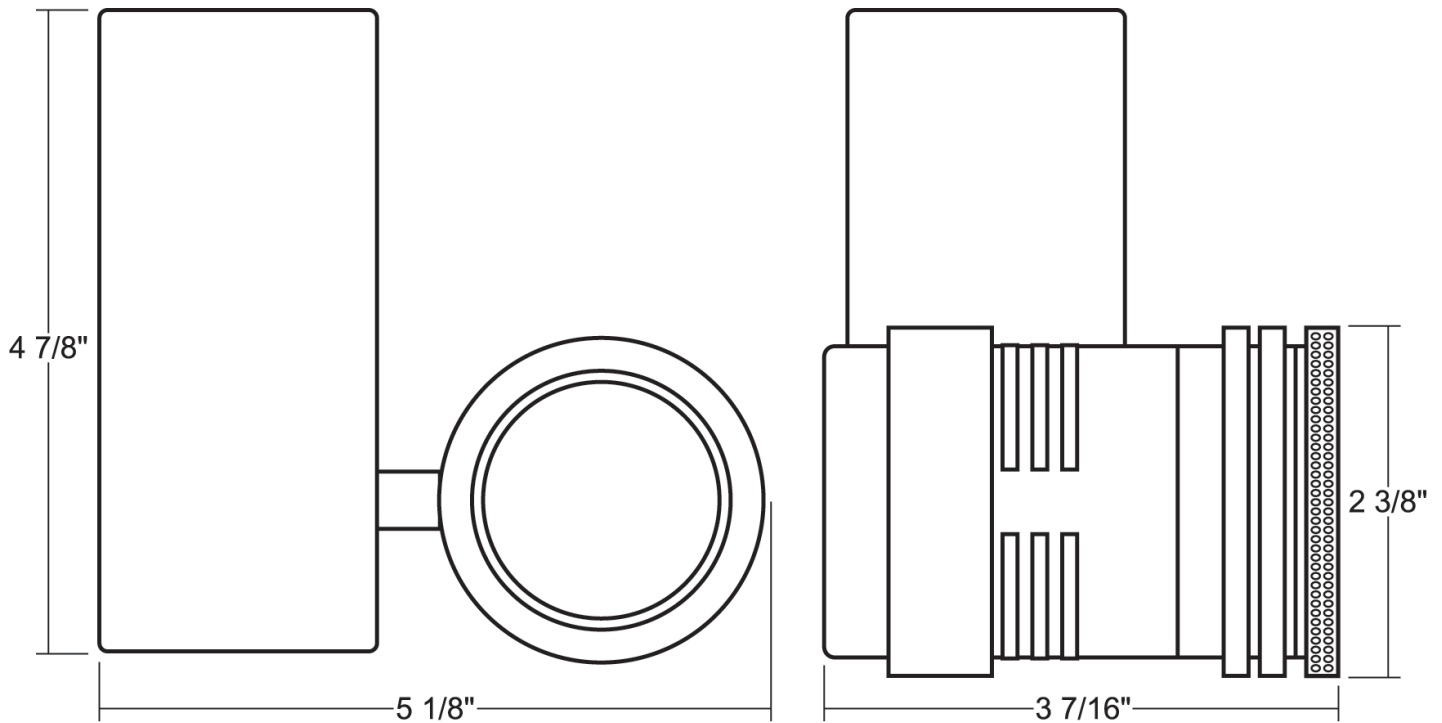
# LD16V

## MR16 SORAA LED

MANUFACTURED IN THE UNITED STATES - IBEW



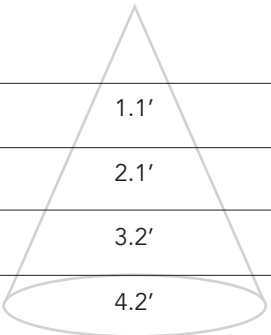
PRODUCT LISTED  
BY A NATIONALLY  
RECOGNIZED  
TESTING  
LABORATORY



## PHOTOMETRIC DATA

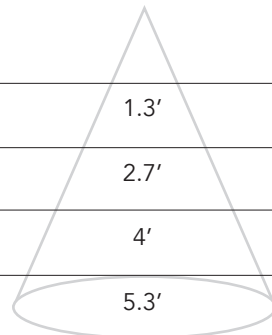
### 10° Degree Beam 3000K

Distance	Beam Spread	Footcandles
3'	1.1'	813
6'	2.1'	205
9'	3.2'	88
12'	4.2'	51



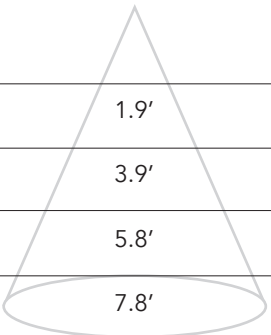
### 25° Degree Beam 3000K

Distance	Beam Spread	Footcandles
3'	1.3'	322
6'	2.7'	81
9'	4'	35
12'	5.3'	20



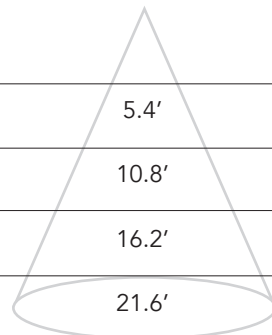
### 36° Degree Beam 3000K

Distance	Beam Spread	Footcandles
3'	1.9'	152
6'	3.9'	38
9'	5.8'	16
12'	7.8'	10



### 60° Degree Beam 3000K

Distance	Beam Spread	Footcandles
3'	5.4'	60
6'	10.8'	15
9'	16.2'	6
12'	21.6'	4



# LD16V

## MR16 SORAA LED

MANUFACTURED IN THE UNITED STATES - IBEW



### MOUNTING OPTIONS

**AD1** Track adapter for commercial grade 1-circuit track.  
Good for use with small, lightweight fixtures.

**TA2** Track adapter for G-Series specification grade  
2-circuit track. 120V.

**HTA2** Track adapter for G-Series specification grade  
2-circuit track. 277V.

**TA3** Track adapter for G-Series specification grade  
3-circuit track. 120V.

**CM1** Canopy Mount

**US1** 6-5/8" x 1-1/2" Unistrut Adapter

**TB4** 6-1/4" Portable wall mount/table base floor, wall or  
table use.

**MC** Light duty pipe clamp for small fixtures. For pipes up  
to 1-5/16" O.D.

**MN** Medium duty pipe clamp for small to large fixtures.  
For pipes up to 2" O.D.

### EXTENSION WANDS

SP12	12" Stem
SP18	18" Stem
SP24	24" Stem
SPX	Custom Length

### ACCESSORIES

00325	25° Beam Spreader Snap
00327	36° Beam Spreader Snap
00329	60° Beam Spreader Snap
00331	10°-25° Linear Snap
00333	10°-36° Linear Snap
03259	10°-60° Linear Snap
00335	25° x 25° Flat Top Snap
00337	36° x 36° Flat Top Snap
00339	40° Cutoff Louver
00325	20° Maximum Deflection Snap
00323	1/4 Color Temperature Shift Snap
00321	1/2 Color Temperature Shift Snap
00319	3/4 Color Temperature Shift Snap
02183-C	Color Snap (Specify Color)
03281	Enhance Snap

### NOTES ON DIMMING

Visit [tsilight.com/resources](https://www.tsilight.com/resources) or scan the QR Code.



# SPECIFY:

MODEL	CRI	COLOR TEMPERATURE
LD16V	90 95	27 = 2700K 30 = 3000K 40 = 4000K *
FINISH	MOUNTING OPTIONS	ACCESSORIES
B = Black W = White S = Silver CC = Custom Color	See Mounting Options for Ordering Codes	See Accessory Options for Ordering Codes

\* 95 CRI Only

# ORDERING INFORMATION

PROJECT:	
LOCATION:	
QUANTITY:	
CONTACT:	
PHONE:	
EMAIL:	

EXAMPLE: LD16V -95-27-B-AD1

MODEL	CRI	COLOR TEMPERATURE	FINISH	MOUNTING	ACCESSORIES
LDV16					