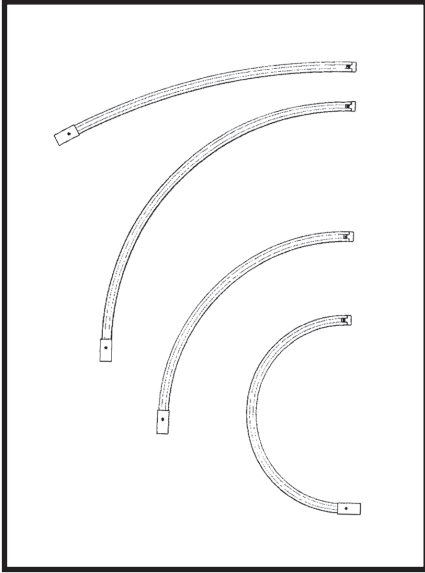


CUSTOM CURVED TRACK

1,2,3 CIRCUIT AND DATA TRACK SYSTEMS



- Supplied and ready for installation
- Can be bent as sections of a circle
- Conforms to the architecture of curved or arched ceilings/walls
- Track sections come in a maximum length of 6', longer lengths can be created with track joiners.
- 1-circuit track bends to a minimum radius of 5'
- 2-circuit track without data/control bus bends to a minimum radius of 8'
- Surface, cable and pendant mounting available
- Comes in standard black, white and satin aluminum finishes
- 3-circuit track with data/control bus bends to a minimum radius of 8'6"

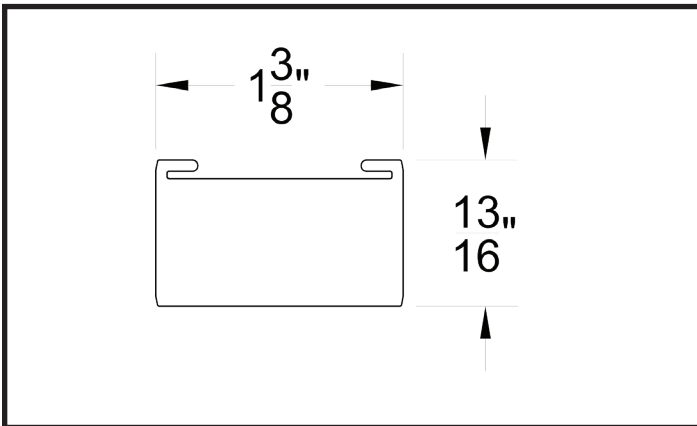
NOTES

- Recessed track may not be curved.
- The curve of individual track sections must remain consistent (fixed radius).
- **Ovals are approximated:** They are comprised of multiple fixed curved sections of track. Consult factory for details.

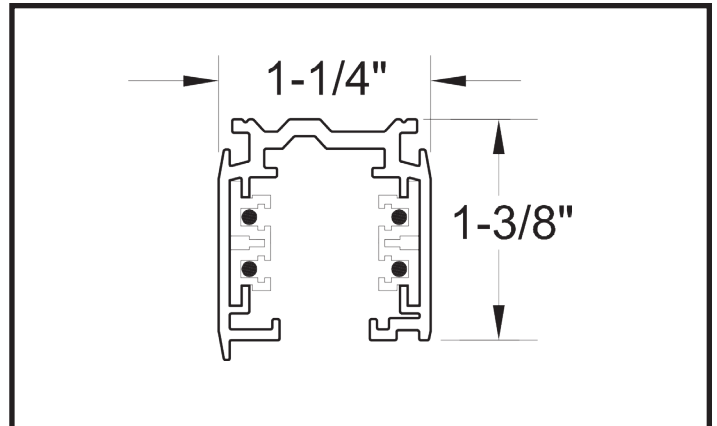
CURVED TRACK SELECTION

ADD SUFFIX (B) BLACK; (2) WHITE; (N) NATURAL ALUMINUM

*** 3-circuit track provided with 1 pair of control bus conductors for DALI, DMX, or 0-10V control.**



CT11-Circuit Track

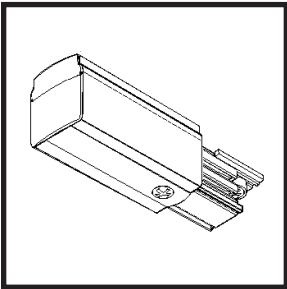


CT2 2-Circuit Track
CT277 2-Circuit 277V
CT3 3-Circuit *

CUSTOM CURVED TRACK

1,2,3 CIRCUIT AND DATA TRACK SYSTEMS

COMPONENTS



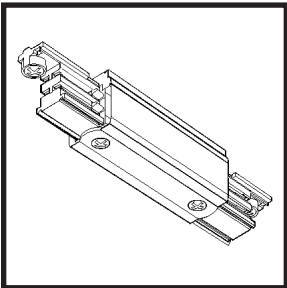
END FEED

Used when energizing track from an outlet box.

May require conduit adapter.

ADAPTER	REGULAR	MIRROR
1-Circuit	L010B	L010W
2-Circuit	TEK 11	TEK 12
2-Circuit 277V	HTEK 11	HTEK 12
3-Circuit	XTSA 11	XTSA 12

Add Suffix: (B) Black; (W) White

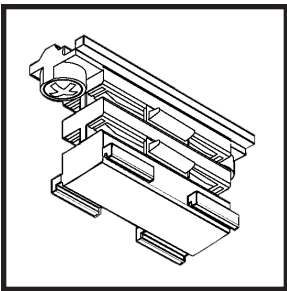


CENTER FEED

Used to join two sections of track together.

May be used as a feed point.

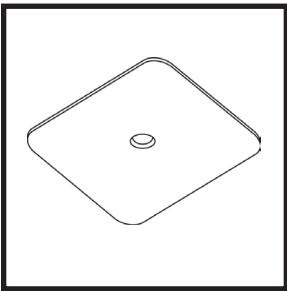
ADAPTER	BLACK	WHITE
1-Circuit	L012PB	L012PW
2-Circuit	TEK 14B	TEK 14W
2-Circuit 277V	HTEK 14B	HTEK 14W
3-Circuit	XTSA 14B	XTSA 14W



STRAIGHT CONNECTOR

Used to join two sections of track together.

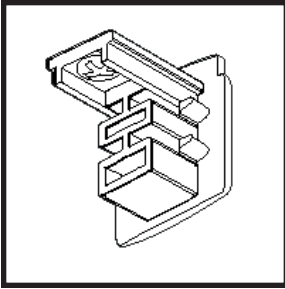
ADAPTER	BLACK	WHITE
1-Circuit	L012B	L012PW
2-Circuit	XTSA 21B	XTSA 21W
2-Circuit 277V	XTSA 21B	XTSA 21W
3-Circuit	XTSA 21B	XTSA 21W



J-BOX COVER

Used to cover an outlet box.

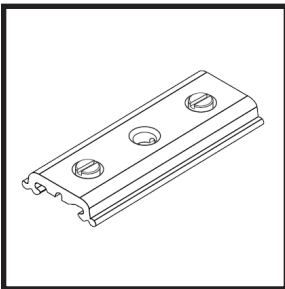
ADAPTER	BLACK	WHITE
1-Circuit	GES 15B	GES 15W
2-Circuit	GES 15B	GES 15W
2-Circuit 277V	GES 15B	GES 15W
3-Circuit	GES 15B	GES 15W



END CAP

Used to end any open configuration of track.

ADAPTER	BLACK	WHITE
1-Circuit	L024B	L024W
2-Circuit	XTSA 41B	XTSA 41W
2-Circuit 277V	XTSA 41B	XTSA 41W
3-Circuit	XTSA 41B	XTSA 41W

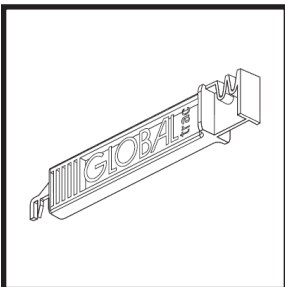


REINFORCEMENT PLATE

Used to further stabilize the joining of two pieces of track.

Required for use with suspended installations.

ADAPTER	BLACK	WHITE
1-Circuit	GEA 21B	GEA 21W



BENDING TOOL

Used after field cutting to bend the conductor ends to a 90° angle. Use the opposite end of the tool to measure the correct position of the bent conductors.

ADAPTER	BLACK
1-Circuit	NOT NEEDED
2-Circuit	XTSV 12
2-Circuit 277V	XTSV 12
3-Circuit	XTSV 12

CUSTOM CURVED TRACK

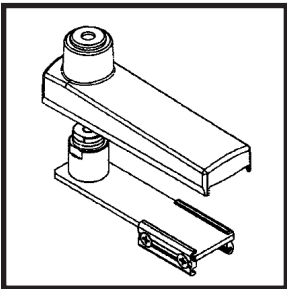
1,2,3 CIRCUIT AND DATA TRACK SYSTEMS

MOUNTING

PENDANT MOUNT

Stem and canopy kit for mechanical and electrical suspension. Measures 1/4" for 1-Circuit and 3/8" for 2 and 3-Circuit. Standard lengths: 12", 18", 24", 36" and 48". Custom lengths available. Please consult factory.

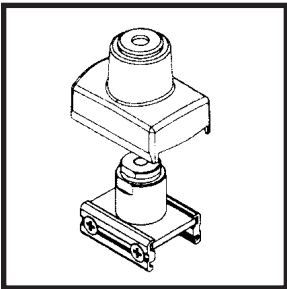
	LENGTH	BLACK	WHITE
1-Circuit	12' Inches 18' Inches 24' Inches 36' Inches 48' Inches	SK12B SK18B SK24B SK36B SK48B	SK12W SK18W SK24W SK36W SK48W
2-Circuit & 3-Circuit	12' Inches 18' Inches 24' Inches 36' Inches 48' Inches	SPUS 12B SPUS 18B SPUS 24B SPUS 36B SPUS 48B	SPUS 12W SPUS 18W SPUS 24W SPUS 36W SPUS 48W



END FEED SUSPENSION BRACKET

End feed suspension bracket for mechanical and electrical connection to the track.

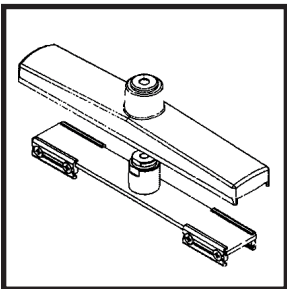
	BLACK	WHITE
1-Circuit	GEA 4EB	GEA 4EW
2-Circuit	SP 4EB	SP 4EW
3-Circuit	SP 4EB	SP 4EW



POINT SUSPENSION BRACKET

Point suspension bracket for mechanical connection to the track.

	BLACK	WHITE
1-Circuit	GEA 4PB	GEA 4PW
2-Circuit	SP 4PB	SP 4PW
3-Circuit	SP 4PB	SP 4PW



CENTER FEED SUSPENSION BRACKET

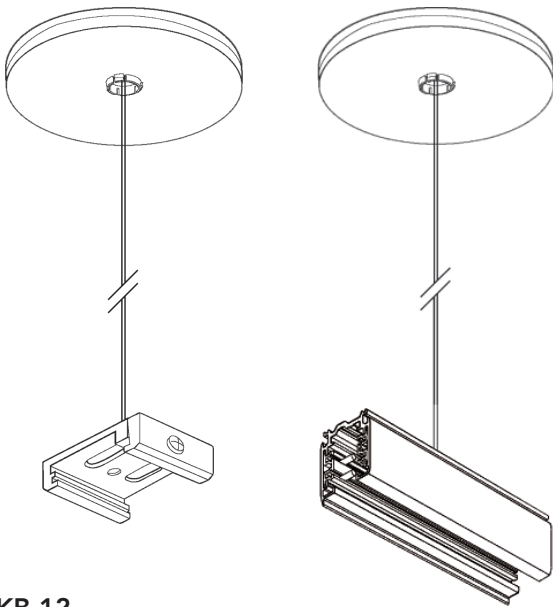
Center feed suspension bracket for mechanical and electrical connection to the track.

	BLACK	WHITE
1-Circuit	GEA 4EB	GEA 4EW
2-Circuit	SP 4EB	SP 4EW
3-Circuit	SP 4EB	SP 4EW

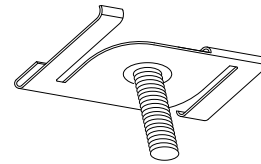
SUSPENSION MOUNT

Cable kit with canopy. SKB-12 not included for 2 or 3-circuit systems, not available for 1-circuit systems.

	LENGTH	MODEL
Black	24' Inches	CG 24B
	48' Inches	CG 48B
	72' Inches	CG 72B
White	24' Inches	CG 24W
	48' Inches	CG 48W
	72' Inches	CG 72W



SKB-12



SKBX-12 Grid Clip