

L4M

PAR30 SORAA LED WITH BARNDOORS

MANUFACTURED IN THE UNITED STATES - IBEW



PRODUCT LISTED
BY A NATIONALLY
RECOGNIZED
TESTING
LABORATORY



The **L4M** is a theatrical styled unit with an integral barn door to control light spill. It's ideal for galleries and retail applications where a retro style unit is desired.

By utilizing Soraa's Snap System, there are unlimited possibilities for customizing this fixture. Options include the ability to field change the beam angle (Beam Spreader Snap), alter color temperature (CTO Snap), or to add a louver. Color Snaps can be used to produce brilliant hues of any color that Rosco or Lee offer.

The Enhance Lens Snap can increase the vividness of warm colors (including red, orange and pink and greens). Aim Snaps can bend the beam to a maximum deflection angle of 20°. Linear Snap Lenses can alter the beam to act as a wall wash.

Additional fixture features include an internal self-locking yoke, adjustable head and hinged front for easy re-lamping. Internal accessory holder accepts louvers, barn doors, hoods and a variety of filters. Available in standard black, white and silver finishes. Custom colors are available by request and at an additional charge.

FEATURES

- Theatrical design
- Locking barn doors
- Numerous mounting options and accessories
- **Weight:** 2.7 lbs
- Dimmable within forward and reverse phase dimmers

LAMP TYPE	WATTS	CRI	LUMENS*
Brilliant	18.5	85 (R9=0)	1280
Vivid	18.5	95 (R9=95)	1000

* Lumens vary depending on color temperature - results for 3000K lamp used above.

LED SPECIFICATION

- 9° SORAA lamp included - use snaps to change the beam angle.
- **Color Temperature Options:** 2700K, 3000K, 4000K
- **CRI:** 85 or 95
- No UV or IR

DIMMING

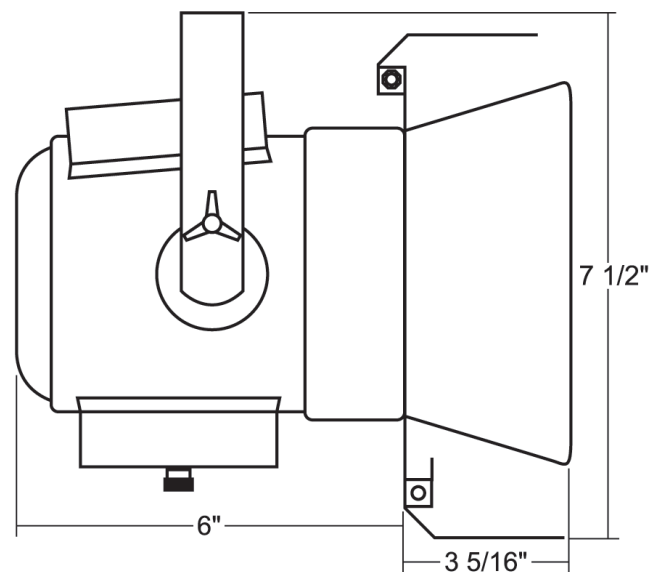
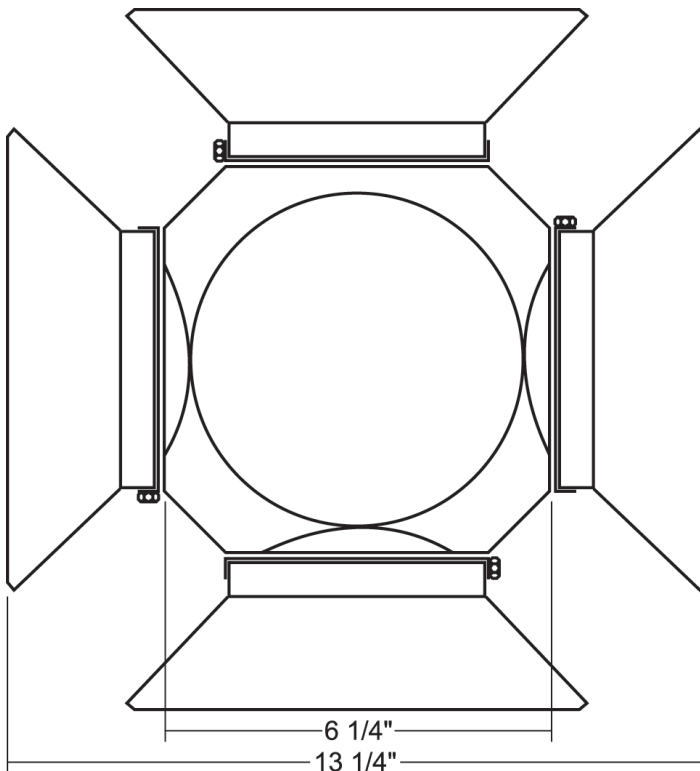
- Trailing edge (ELV)
- Leading edge (Triac)

L4M

PAR30 SORAA LED WITH BARNDOORS

MANUFACTURED IN THE UNITED STATES - IBEW

PRODUCT LISTED
BY A NATIONALLY
RECOGNIZED
TESTING
LABORATORY

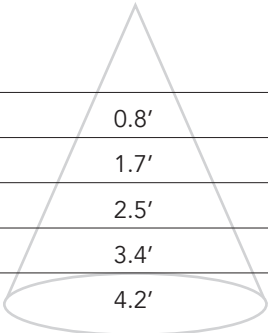


PHOTOMETRIC DATA

* Testing done on 3000K Unit: Lumen output changes based on color temperature.

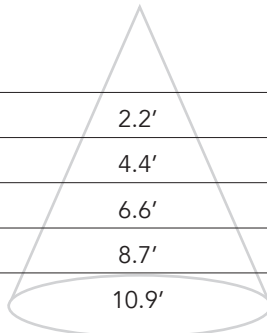
10° Degree Beam

Distance	Beam Spread	Footcandles
3'	0.8'	2036
6'	1.7'	592
9'	2.5'	284
12'	3.4'	166
15'	4.2'	95



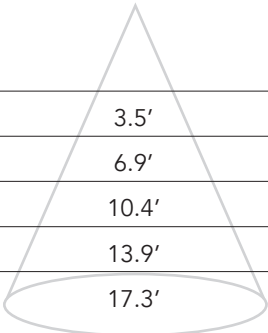
25° Degree Beam

Distance	Beam Spread	Footcandles
3'	2.2'	593
6'	4.4'	173
9'	6.6'	83
12'	8.7'	48
15'	10.9'	28



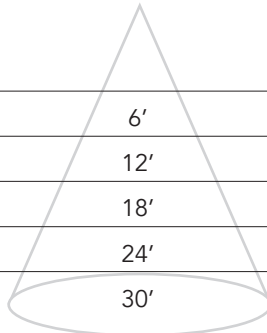
36° Degree Beam

Distance	Beam Spread	Footcandles
3'	3.5'	275
6'	6.9'	80
9'	10.4'	38
12'	13.9'	22
15'	17.3'	13



60° Degree Beam

Distance	Beam Spread	Footcandles
3'	6'	120
6'	12'	35
9'	18'	17
12'	24'	10
15'	30'	6



L4M

PAR30 SORAA LED WITH BARNDOORS

MANUFACTURED IN THE UNITED STATES - IBEW



MOUNTING OPTIONS

AD1 Track Adapter for commercial grade 1-circuit track. 120V. For use with lightweight fixtures.

DT2 Track adapter for SpecTrack 2-Circuit data track. 120V.

HDT2 Track adapter for SpecTrack 2-Circuit data track. 277V.

TA2 Track adapter for G-Series specification grade 2-circuit track. 120V.

TA3 Track adapter for G-Series specification grade 3-circuit track. 120V.

CM4 Canopy Mount

US1 6-5/8" x 1-1.5" Unistrut Adapter

TB4 6-1/4" Portable wall mount/table base floor, wall or table use.

MC Light duty pipe clamp for small fixtures. For pipes up to 1-5/16" O.D.

MN Medium duty pipe clamp for small to large fixtures. For pipes up to 2" O.D.

EXTENSION WANDS

SP12	12" Stem
SP18	18" Stem
SP24	24" Stem
SPX	Custom Length

ACCESSORIES

01145	25° Beam Spreader Snap
01147	36° Beam Spreader Snap
01149	60° Beam Spreader Snap
01595	10° - 36° Linear Snap
03261	10° - 60° Linear Snap
01597	36° x 36° Flat Top Snap
01151	40° Cutoff Louver
03257	20° Maximum Deflection Snap
01153	1/4 Color Temperature Shift Snap
01155	1/2 Color Temperature Shift Snap
01157	3/4 Color Temperature Shift Snap
03283	Enhance Snap
02185-C	Color Snap (Specify Color)
CC18	Coil Cord

NOTES ON DIMMING

Visit tslight.com/resources or scan the QR Code.



SPECIFY:

MODEL	CRI	COLOR TEMPERATURE
L4M	95 85	27 = 2700K 30 = 3000K 40 = 4000K
FINISH	MOUNTING OPTIONS	ACCESSORIES
B = Black W = White S = Silver CC = Custom Color	See Mounting Options for Ordering Codes	See Accessory Options for Ordering Codes

All fixtures sold with 9° beam angle lamps - use Beam Spreaders to achieve desired angle.

ORDERING INFORMATION

PROJECT:	
LOCATION:	
QUANTITY:	
CONTACT:	
PHONE:	
EMAIL:	

EXAMPLE: L4M-95-27-B-AD1-01145

MODEL	CRI	COLOR TEMPERATURE	FINISH	MOUNTING	ACCESSORIES
L4M					