



# 380 18.5W

LED SORAA PAR38



5 Holt Drive,  
Stony Point, NY 10980  
845-947-3034  
info@tslight.com

The 380 Spotlight is a specification grade medium- long-throw unit designed for the PAR38 medium screw-base lamps. Its lightweight and small size makes it ideal for interior spaces such as museums, exhibits, shops, residences; and areas where high-intensity light is needed.

By utilizing Soraa's Snap System, there are unlimited possibilities for customizing this fixture. Options include the ability to field change the beam angle (Beam Spreader Snap), alter color temperature (CTO Snap), or to add a louver. Color Snaps can be used to produce brilliant hues of any color that Rosco or Lee offer.

The Enhance Lens Snap can increase the vividness of warm colors (including red, orange and pink and greens). Aim Snaps can bend the beam to a maximum deflection angle of 20°. Linear Snap Lenses can alter the beam to act as a wall wash.

Manufactured in the USA - IBEW



## Features

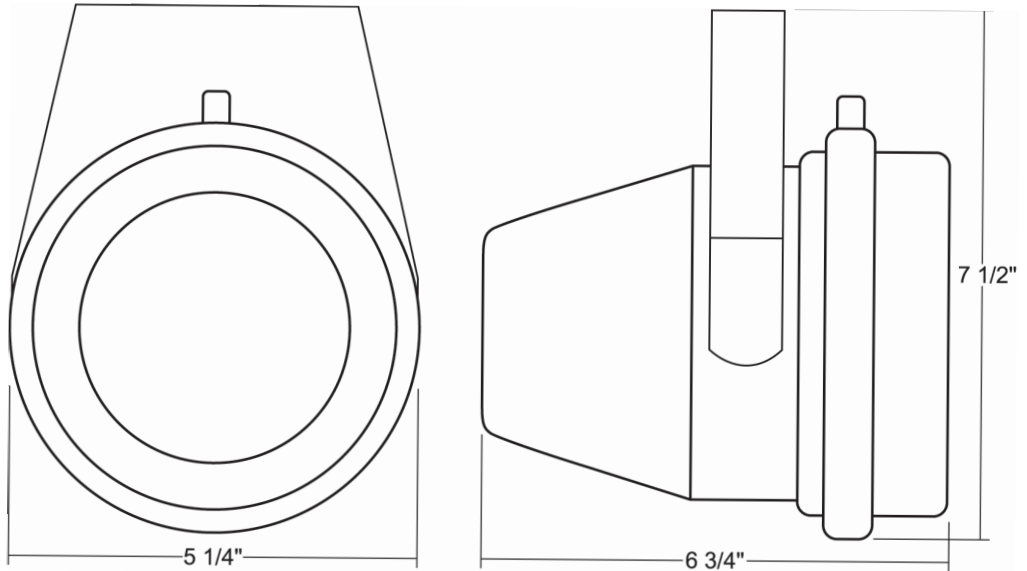
- Internal self-locking yoke
- Equipped with lens rotation and relamping handle
- Holds up to four optional filters and accessories
- Performance equivalent to 100W halogen PAR lamp
- Accessory holder
- Numerous mounting options
- Industry leading lumen maintenance and color point stability
- Dimmable
- Weight: 2.1 lbs

## LED

- 10° SORAA lamp included - use snaps to change the beam angle.
- Color temp options: 2700K, 3000K, 4000K
- CRI: 85 or 95
- No UV or IR

## Dimming

- Trailing edge (ELV)
- Leading edge (Triac)



Lamp Type	Watts	CRI	Lumens*
Brilliant	18.5	85 (R9=0)	1280
Vivid	18.5	95 (R9=95)	1000

\* Lumens vary depending on color temperature - results for 3000K lamp used above.

## Ordering Matrix

Model	CRI	Color Temperature	Color	Mounting Options	Accessories
380	95 85	27 = 2700K 30 = 3000K	B=Black W=White S=Silver CC=Custom Color	See Mounting Options for Ordering Codes	See Accessory Options for Ordering Codes

\* All fixtures sold with 10° beam angle lamps – use Beam Spreaders to achieve desired angle.

Example: 380-9527-B-ADI-LV6

380-\_\_\_\_\_ - \_\_\_\_\_ - \_\_\_\_\_ - \_\_\_\_\_

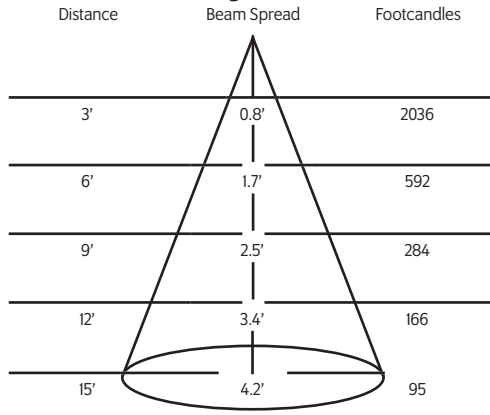


Snap Lenses

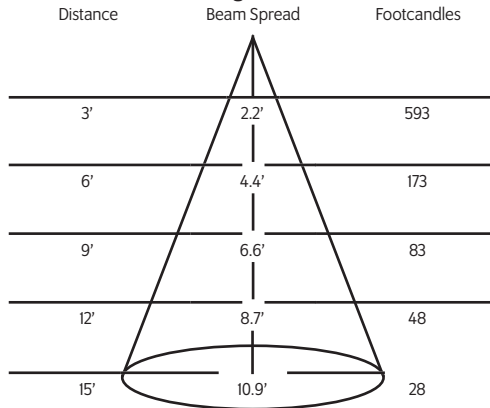
\* Specification sheets are subject to change without notice.

## Photometric Data

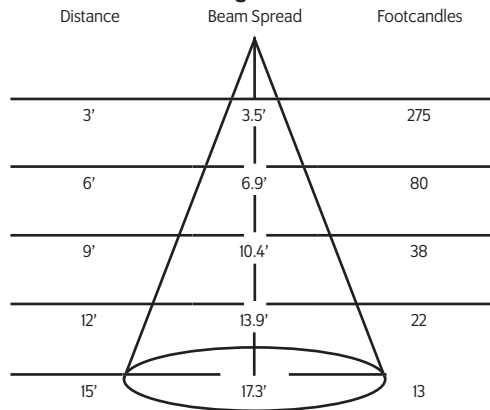
### 9° Degree Beam



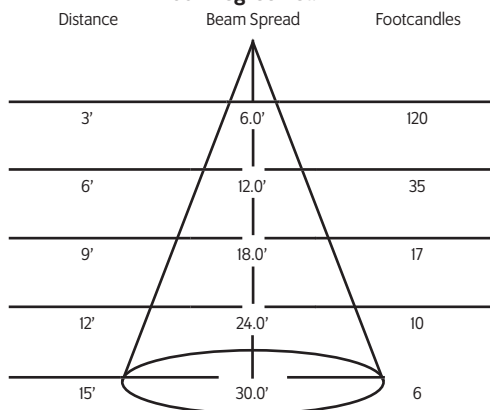
### 25° Degree Beam



### 36° Degree Beam



### 60° Degree Beam



\* Testing done on 3000K unit: Lumen output changes based on color temperature.

## Mounting Options

### ADI

Track Adapter for commercial grade 1-circuit track. 120V. For use with lightweight fixtures.

### T1

Track adapter for commercial grade 1 & 2 circuit track. 120V. For use with larger, heavier fixtures.

### TA2

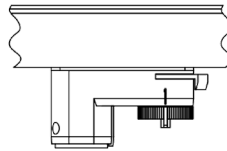
Track adapter for G-Series specification grade 2-circuit track. 120V or 277V.

### TA3

Track adapter for G-Series specification grade 3-circuit track. 120V.

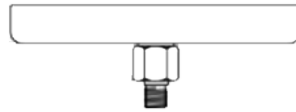
### TAI

Track adapter for E-Series specification grade track. 1 or 2 circuit. 120V.



### CM4

Canopy mount.



### US1

6 5/8" x 11/2" Unistrut adapter.



### TB4

6 1/4" Portable wall mount/table base floor, wall or table use.

### TB8

8" x 8" Portable table base for floor or table use.



### MC

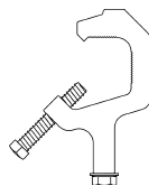
Light duty pipe clamp for small fixtures. For pipes up to 15/16" O.D.

### MN

Medium duty pipe clamp for small to large fixtures. For pipes up to 2" O.D.

### PC9M

Heavy duty pipe clamp for large, heavy fixtures. For pipes up to 2" O.D.



## Accessories

### LV8

Louwer

### XL8

Cross Baffle Louwer

### BD7A

Barndoor

### HD8

Hood

### XH8

Cross Baffle Hood

### SH8

Sparkle Hood

### CF8

Color Frame

### GF8

Glass Color Filter

### DF8

Dichroic Color Filter

### GF8-600

5° x 50° Linear Lens

### GF8-601

Beam Softener

### GF8-673

50° x 50° Spread Lens

### CC18

Coiled Cord

### SC-24

Safety Cable

### IP

Integral Dimmer

### WL

Wrench Locking

## Snap Accessories

### 01145

25° Beam Spreader Snap

### 01147

36° Beam Spreader Snap

### 01149

60° Beam Spreader Snap

### 01595

10°-36° Linear Snap

### 03261

10°-60° Linear Snap

### 01597

36°X36° Flat Top Snap

### 01151

40° Cutoff Louwer

### 03257

20° Maximum Deflection Snap

### 01153

¼ Color Temperature Shift Snap

### 01155

½ Color Temperature Shift Snap

### 01157

¾ Color Temperature Shift Snap

### 03283

Enhance Snap

### 02185-C

Color Snap (Specify Color)

## Light Blocking Screens

Stainless steel screens used singly or in combinations to block transmitted light without changing color temperature.

### LBS8-20

20% Light Blocking

### LBS8-30

30% Light Blocking

### LBS8-40

40% Light Blocking

## Extension Wands

### SP 12

12" Stem

### SP 18

18" Stem

### SP 24

24" Stem

### SP X

Custom Length

## Connector / Plug Types (Optional)

### ED

Edison Connector

### TL

Twist Lock Connector

### SP

Stage Pin Connector